

AFFIDAVIT

**THE STATE OF TEXAS
COUNTY OF LIBERTY**


RE: Monthly Report of the County Treasurer, For the Month Ended August 31, 2016

The Monthly Report of the County Treasurer includes, but is not limited to, money received and disbursed; debts due to and owed by the county; and all other proceedings in the Treasurer's office that pertain to the financial standing of Liberty County. [LGC §114.026(a)(b)]

The County Treasurer's books and the Auditor's general ledger agree. The bank statements have been reconciled and any adjustments have been noted. This affidavit must state the amount of the cash and other assets that are in the custody of the County Treasurer at the time of examination. [LGC §114.026(d)]


TOTAL CASH AND INVESTMENTS HELD BY THE TREASURER ON AUGUST 31, 2016
\$24,989,716.86

Therefore, Kim Harris, Liberty County Treasurer, who being fully sworn, upon oath states that the aforementioned monthly report is true and correct to the best of her knowledge.
Filed with accompanying reports this, the 25th day of October, 2016,




Kim Harris, CPA, Liberty County Treasurer

The Monthly Report of the County Treasurer has been submitted for audit. The cash balances agree with the records of the County Auditor, as reconciled. [LGC §114.026(b)]



Dwayne Gott, CPA, Liberty County Auditor

At the regular meeting of the Commissioners' Court on October 25, 2016, Kim Harris, Liberty County Treasurer, presented the Treasurer's Report for the month ended August 31, 2016 for the inspection of the court. After reviewing the Treasurer's Report and having taken reasonable steps to ensure its accuracy, we, the undersigned members of the court, hereby approve the report, subject to independent auditors' review. We hereby affirm that the report complies with the statutes as referenced, and request that it be filed with the official minutes of this meeting. [LGC §114.026(c) and (d)]




Jay Knight, County Judge

Mike McCarty, Commissioner, Pct. 1



Greg Arthur, Commissioner, Pct. 2



Eddie Lowery, Commissioner, Pct. 3



Leon Wilson, Commissioner, Pct. 4

***Monthly Report of County Treasurer
For the Month Ended August 31, 2016***

***Prepared and submitted by Kim Harris, CPA
Liberty County Treasurer***

Monthly Report of County Treasurer
Prepared by Kim Harris, CPA, Liberty County Treasurer

Index to Report

	<u>Page</u>
<u>Section 1 - Cash Flow</u>	
Statement of Cash Receipts and Disbursements	
General Fund	1 - 3
Special Funds	4
Bank Collateral	
First Liberty National Bank	5
Prosperity Bank	6
Bond Indebtedness	7
<u>Section 2 - Investments</u>	8
<u>Section 3 - Benefits & Insurance</u>	9
<u>Section 4 - Receipt Register</u>	10-25
<u>Section 5 - Leave Liability Report</u>	26-40

Section 1 – Cash Flow

Statement of Cash Receipts and Disbursements

Liberty County, Texas - General Fund
Combined Statement of Cash Receipts and Disbursements
For the Month Ended August 31, 2016

<u>Account Name</u>	<u>Balance 7/31/2016</u>	<u>Cash Receipts</u>	<u>Cash Disbursements</u>	<u>Balance 8/31/2016</u>
<u>GENERAL FUND</u>				
Cash	11,175,393.81	1,312,403.34	(2,344,686.82)	10,143,110.33
<u>DISTRICT ATTORNEY FUND</u>				
Cash	44,028.54	25,655.34	(16,707.60)	52,976.28
<u>DISTRICT ATTORNEY PROGRAMS</u>				
Cash - Special Investigative	602,571.83	456.89	(65,484.58)	537,544.14
Cash - Welfare Fraud	1,736.85	0.00	0.00	1,736.85
Cash - Crime Prevention	199.30	0.00	0.00	199.30
	604,507.98	456.89	(65,484.58)	539,480.29
<u>ROAD & BRIDGE FUND</u>				
Cash	3,812,852.44	423,996.12	(754,073.55)	3,482,775.01
<u>CHILD CRIMES SPEC. INV. GRANT</u>				
Cash	18,204.17	4,443.07	(6,349.44)	16,297.80
<u>VICTIMS ASSISTANCE COORDINATOR</u>				
Cash	(1,631.23)	0.00	(1,520.68)	(3,151.91)
<u>LAND ACQUISITION ROW</u>				
Cash	1,164,060.12	36,145.00	(3,330.50)	1,196,874.62
<u>ELECTION SERVICE CONTRACT</u>				
Cash	26,594.13	0.00	0.00	26,594.13
<u>RECORDS MANAGEMENT - COUNTY CLERK</u>				
Cash	399,343.85	20,710.00	(11,340.00)	408,713.85
<u>DISTRICT CLERK - TDCJ ACCOUNT</u>				
Cash	16,448.37	0.00	0.00	16,448.37
<u>LAW LIBRARY FUND</u>				
Cash	7,026.30	3,955.00	(31,907.70)	(20,926.40)
<u>JP TECHNOLOGY FUND</u>				
Cash	152,722.32	2,064.19	(923.98)	153,862.53
<u>CO. & DIST. CLERK TECHNOLOGY</u>				
Cash	13,955.97	141.79	0.00	14,097.76
<u>COURT RECORD PRESERVATION</u>				
Cash	73,884.00	1,260.00	0.00	75,144.00
<u>CSCD - CIVIL FEES</u>				
Cash	25,610.94	1,522.00	(2,491.04)	24,641.90
<u>CO. ATTY. - PRE-TRIAL DIVERSION</u>				
Cash	220,138.03	3,100.00	(65,116.00)	158,122.03
<u>HOMELAND SECURITY PROGRAM</u>				
Cash	25,567.65	0.00	0.00	25,567.65

Liberty County, Texas - General Fund
Combined Statement of Cash Receipts and Disbursements
For the Month Ended August 31, 2016

<u>Account Name</u>	<u>Balance 7/31/2016</u>	<u>Cash Receipts</u>	<u>Cash Disbursements</u>	<u>Balance 8/31/2016</u>
<u>ADULT GANG INVESTIGATOR GRANT</u>				
Cash	(11,084.74)	0.00	(7,593.02)	(18,677.76)
<u>DISTRICT CLERK CHILD SUPPORT</u>				
Cash	30,848.90	1,445.40	(4,865.64)	27,428.66
<u>SECURITY FEE</u>				
Cash	92,616.68	5,086.36	(4,588.56)	93,114.48
<u>DISTRICT CLERK RECORDS MANAGEMENT</u>				
Cash	43,061.73	1,247.64	(2,826.41)	41,482.96
<u>COMMISSIONER'S COURT RECORDS MANAGEMENT</u>				
Cash	290,632.72	1,640.71	(894.00)	291,379.43
<u>CONSTABLES FORFEITURE FUND</u>				
Cash	33,600.74	0.00	0.00	33,600.74
<u>COUNTY SHERIFF</u>				
Cash - Forfeitures	87.85	47,153.00	0.00	47,240.85
Cash - Seizure	1,093,154.15	2,000.00	(1,804.96)	1,093,349.19
Cash - Special Investigative	0.00	0.00	0.00	0.00
	1,093,242.00	49,153.00	(1,804.96)	1,140,590.04
<u>DARE CONTRIBUTIONS</u>				
Cash	4,692.44	0.00	0.00	4,692.44
<u>DA FEDERAL FORFEITURE</u>				
Cash	26,384.31	0.00	0.00	26,384.31
<u>SHERIFF'S GRANTS</u>				
Cash	31,045.00	0.00	0.00	31,045.00
<u>CDBG GRANT #12-219-000-5519</u>				
Cash	(89,849.00)	0.00	(7,511.37)	(97,360.37)
<u>CDBG GRANT #13-307-000-7582</u>				
Cash	197,428.25	0.00	0.00	197,428.25
<u>CDBG GRANT #13-307-000-7583</u>				
Cash	(4,411.50)	652,926.26	(245,457.81)	403,056.95
<u>GLO CONTRACT #13-314-000-7601</u>				
Cash	(20,208.64)	0.00	(2,195.34)	(22,403.98)
<u>C.O. SERIES 2008</u>				
Cash	3,873,895.54	702.48	0.00	3,874,598.02
<u>TDA #713290 HARDIN WS</u>				
Cash	(49,355.12)	0.00	0.00	(49,355.12)
<u>TDHCA #70090006</u>				
Cash	2,249.78	0.00	0.00	2,249.78

**Liberty County, Texas - General Fund
 Combined Statement of Cash Receipts and Disbursements
 For the Month Ended August 31, 2016**

<u>Account Name</u>	<u>Balance 7/31/2016</u>	<u>Cash Receipts</u>	<u>Cash Disbursements</u>	<u>Balance 8/31/2016</u>
<u>FEMA Buyout (2008)</u>				
Cash	16,540.81	0.00	0.00	16,540.81
<u>GRANT - DRS #10099</u>				
Cash	(27,510.85)	33,857.29	(72,486.71)	(66,140.27)
<u>COUNTY OFFICIALS FUND</u>				
Cash	410,600.45	1,520.81	(338.57)	411,782.69
<u>STATE COURT COST FUND</u>				
Cash	307,079.76	75,211.21	(184,390.70)	197,900.27
<u>COUNTY ATTORNEY CHECK COLLECTIONS</u>				
Cash	30,703.07	465.00	(209.44)	30,958.63
<u>OLD RIVER DRAINAGE DISTRICT #1</u>				
Cash	948,244.05	3,202.02	(33,084.30)	918,361.77
<u>JUVENILE PROBATION</u>				
Cash	(4,719.80)	0.00	(50,386.35)	(55,106.15)
<u>DA SEIZURES</u>				
Cash	91,957.91	0.00	(90.00)	91,867.91
<u>GRAND TOTALS</u>	<u>25,096,391.88</u>	<u>2,662,310.92</u>	<u>(3,922,655.07)</u>	<u>23,836,047.73</u>


**Liberty County, Texas - Special Funds
 Combined Statement of Cash Receipts and Disbursements
 For the Month Ended August 31, 2016**

<u>Account Name</u>	<u>7/31/2016 Balance</u>	<u>Cash Receipts</u>	<u>Cash Disbursements</u>	<u>8/31/2016 Balance</u>
<u>DEBT SERVICE</u>				
Cash	250,298.94	27,957.25	0.00	278,256.19
<u>BENEFITS & INSURANCE</u>				
Cash	596,808.54	456,174.65	(772,619.28)	280,363.91
<u>CS & CD PROGRAMS</u>				
Cash	701,296.95	43,832.56	(157,723.82)	587,405.69
<u>PAYROLL CLEARING</u>				
Cash - Deduction Clearing A/C	8,116.56	1,437,662.57	(1,438,693.38)	7,085.75
Cash - Payroll	531.37	18,714.20	(18,687.98)	557.59
FUND TOTALS	8,647.93	1,456,376.77	(1,457,381.36)	7,643.34
<u>GRAND TOTALS</u>	1,557,052.36	1,984,341.23	(2,387,724.46)	1,153,669.13

Bank Collateral

Pledge Security Listing

August 31, 2016



Description	Safekeeping Location	Safekeeping Receipt	Coupon	Maturity Date	Call Date	Moody	S&P	Fitch	ASC 320	Face Amount	Current Par	Current Book Value	Market Value	Gain(Loss)
FNMA MA0777	COMPASS BANK		5.00	06/01/2031		AAA	AA+	AAA	AFS	1,880,000	691,227.68	733,233.23	764,774.30	31,541.07
FNMA	COMPASS BANK		1.80	10/29/2021	10/29/2016	AAA	AA+	AAA	AFS	1,000,000	1,000,000.00	1,000,000.00	999,990.00	(10.00)
Total for Liberty County Treasurer										2,880,000	1,691,227.68	1,733,233.23	1,764,764.30	31,531.07

Pledge Security Listing

August 31, 2016

Description	Safekeeping Location	Safekeeping Receipt	Coupon	Maturity Date	Call Date	Moody	S&P	Fitch	FASB115	Face Amount	Current Par	Current Book Value	Market Value	Gain(Loss)
LIBERTY COUNTY TREASURER														
FNMA 685179	FHLB	xxx	5.00	03/01/2018		AAA	AA+	AAA	HTM	500,000	6,758.44	6,758.44	6,915.03	156.60
FHLMC G12454	FHLB	x	5.50	11/01/2021		AAA	AA+	AAA	HTM	4,000,000	114,992.00	114,992.06	123,546.54	8,554.49
FHLMC G12398	FHLB	x	6.00	09/01/2021		AAA	AA+	AAA	HTM	1,000,000	35,460.94	35,460.95	38,463.71	3,002.76
FHLMC E01602	FHLB	x	4.50	03/01/2019		AAA	AA+	AAA	HTM	13,600,000	346,769.67	346,769.78	358,484.23	11,714.45
FNMA 797776	FHLB	x	4.50	03/01/2020		AAA	AA+	AAA	HTM	33,723,844	752,843.00	752,843.26	785,251.82	32,408.55
FNMA 889901	FHLB	x	4.50	09/01/2020		AAA	AA+	AAA	HTM	12,892,835	684,275.61	683,962.04	705,772.60	21,810.55
FHLMC J11542	FHLB	x	4.00	01/01/2025		AAA	AA+	AAA	HTM	11,509,397	1,025,313.02	1,027,631.95	1,096,746.80	69,114.85
FNMA AB2045	FHLB	x	3.50	01/01/2021		AAA	AA+	AAA	HTM	18,735,264	3,405,686.17	3,411,211.76	3,529,488.89	118,277.13
FNMA 890501	FHLB		2.00	11/01/2027		AAA	AA+	AAA	HTM	9,000,000	5,705,229.15	5,778,986.85	5,779,040.55	53.71
FNMA 890501	FHLB		2.00	11/01/2027		AAA	AA+	AAA	HTM	18,000,000	11,410,458.30	11,559,746.41	11,558,081.10	(1,665.31)
FNMA AL3041	FHLB		2.00	02/01/2028		AAA	AA+	AAA	HTM	2,991,925	1,943,509.09	1,964,685.92	1,968,653.24	3,967.32
FHLMC J22739	FHLB		2.50	03/01/2028		AAA	AA+	AAA	HTM	4,310,816	2,731,317.33	2,731,317.33	2,831,181.12	99,863.79
FHLMC G18497	FHLB		3.00	01/01/2029		AAA	AA+	AAA	HTM	8,000,000	5,355,667.28	5,467,305.44	5,621,576.16	154,270.72
FNMA AX7595	FHLB		2.50	01/01/2030		AAA	AA+	AAA	HTM	2,000,000	1,598,916.24	1,641,949.55	1,655,437.93	13,488.38
FNMA AL8048	FHLB		3.00	11/01/2032		AAA	AA+	AAA	HTM	500,000	453,655.64	470,917.58	475,204.28	4,286.70
Total for LIBERTY COUNTY TREASURER										140,764,081	35,570,851.88	35,994,539.32	36,533,844.00	539,304.69

Bond Indebtedness

Liberty County, Texas

Future Debt Service Requirements

As of August 31, 2016

FYE 9/30	GO Refunding, Series 2010			GO Refunding, Series 2012			Annual Total
	Principal	Interest	Total	Principal	Interest	Total	
2017	225,000	136,800	361,800	1,110,000	161,168	1,271,168	1,632,968
2018	235,000	127,800	362,800	1,125,000	142,187	1,267,187	1,629,987
2019	245,000	118,400	363,400	1,145,000	122,949	1,267,949	1,631,349
2020	255,000	108,600	363,600	1,165,000	103,370	1,268,370	1,631,970
2021	265,000	98,400	363,400	1,190,000	83,448	1,273,448	1,636,848
2022	280,000	87,800	367,800	1,210,000	63,099	1,273,099	1,640,899
2023	290,000	76,600	366,600	1,230,000	42,408	1,272,408	1,639,008
2024	300,000	65,000	365,000	1,250,000	21,373	1,271,373	1,636,373
2025	310,000	53,000	363,000				363,000
2026	325,000	40,600	365,600				365,600
2027	335,000	27,600	362,600				362,600
2028	355,000	14,200	369,200				369,200
Total	3,420,000	954,800	4,374,800	9,425,000	740,002	10,165,002	14,539,802

Section 2 – Investments

INVESTMENTS

Liberty County accepted bids for a four-year depository contract in May, 2015. Commissioners Court voted to accept Prosperity Bank as depository.

Liberty County funds are currently invested in the following:

Interest-Bearing Accounts

Interest-bearing checking and money market accounts are held at Prosperity Bank. Under the terms of the four-year contract with Prosperity Bank beginning June 1, 2015, interest will be paid as follows:

NOW Account (Checking with Interest)

Prosperity Bank's posted NOW Account rate, as it changes, plus .10% with a floor of .35%

Money Market Account

Prosperity Bank's posted Prosperpect MMA rate, as it changes, with a floor of .40%

Certificate of Deposit


A 24-month certificate of deposit was purchased from First Liberty National Bank on June 16, 2016 in the amount of \$1,800,000.00. The annual interest rate on the C.D. is 1.05%. These funds are reserved for use under the terms of the Liberty County 2008 Certificates of Obligation and are secured by appropriate collateral pledged by First Liberty National Bank.

Total interest earned on Prosperity Bank accounts for the month of August, 2016 was \$7,713.06.

Interest accrued on the Certificate of Deposit from opening on June 16, 2016 through August 15, 2016 was \$3,160.01.

This report is made in accordance with provisions of Government Code 2256 (Section 2256.023), the Public Funds Investment Act. The investments held in the Liberty County portfolio comply with the Public Funds Investment Act and the Liberty County Investment Policy.

Submitted to Commissioners Court of Liberty County on October 25, 2016 by:



Kim Harris, Liberty County Investment Officer

Section 3 – Benefits & Insurance

**LIBERTY COUNTY BENEFITS AND INSURANCE
FINANCIAL REPORT
FOR THE CALENDAR YEAR ENDED DECEMBER 31, 2016
PREPARED AND SUBMITTED BY KIM HARRIS, TREASURER**

	<u>Payroll Contrib.</u>	<u>Interest Earned</u>	<u>Retiree/ COBRA</u>	<u>Other</u>	<u>Explanation for Other</u>	<u>Contract CareATC</u>	<u>Claims CIGNA</u>	<u>Admin./Prem. CIGNA/Benistar</u>	<u>Premium Life Ins.</u>	<u>WageWorks Fee</u>	<u>Net Change per Month</u>	<u>Account Balance</u>
Beg. Bal.												965,013.77
January	427,539.85	346.30	15,362.81	(19,580.00)	ObamaCare Fee	(20,413.26)	(214,122.74)	(70,399.06)	(2,640.85)	(302.50)	115,790.55	1,080,804.32
February	427,539.99	271.55	5,456.24	(5,772.00)	FSA Admin Fee	(21,583.26)	(484,352.70)	(85,051.14)	(5,983.52)	(302.50)	(169,777.34)	911,026.98
March	431,231.36	290.26	5,017.56			(25,884.73)	(436,399.13)	(131,512.66)	(2,968.58)	(302.50)	(160,528.42)	750,498.56
April	437,598.19	276.23	4,574.72	(74.43)		(20,998.26)	(224,659.56)	(32,145.46)	0.00	(302.50)	164,268.93	914,767.49
May	442,057.48	251.25	5,584.40			(21,388.26)	(426,536.41)	(83,750.70)		(302.50)	(84,084.74)	830,682.75
June	441,874.44	198.46	5,049.08			(21,323.26)	(450,925.51)	(83,217.10)	(8,982.21)	(302.50)	(117,628.60)	713,054.15
July	445,672.66	193.55	5,347.07	117.82	Provider Refund	(21,583.26)	(457,703.97)	(83,678.02)	(3,035.17)	(302.50)	(116,245.61)	596,808.54
August	442,676.63	92.64	6,233.20	(1,273.79)		(9,636.22)	(668,019.34)	(84,410.45)	(3,078.59)	(302.50)	(316,444.63)	280,363.91
September											0.00	280,363.91
October											0.00	280,363.91
November											0.00	280,363.91
December											0.00	280,363.91
Total	<u>3,496,190.60</u>	<u>1,920.24</u>	<u>52,625.08</u>	<u>(26,582.40)</u>		<u>(162,810.51)</u>	<u>(3,362,719.36)</u>	<u>(654,164.59)</u>	<u>(26,688.92)</u>	<u>(2,420.00)</u>	<u>(684,649.86)</u>	<u>280,363.91</u>
	<u>437,023.83</u>				Avg. P/R Contrib/Month		<u>(420,339.92)</u>					

Additional contributions received from General Fund:

Comm. Court, June 29, 2010, Agenda #7	1,000,000.00
Comm. Court, Jan. 11, 2011, Agenda #14	500,000.00
Comm. Court, July 26, 2011, Agenda #25	500,000.00
Comm. Court, Dec. 20, 2011, Agenda #15	500,000.00
Comm. Court, April 24, 2012, Agenda #30	500,000.00
Comm. Court, Nov. 27, 2012, Agenda #19	128,000.00
Comm. Court, Feb. 12, 2013, Agenda #30	500,000.00
	<u>3,628,000.00</u>

Section 4 – Receipt Register

RECEIPT REGISTER
 RECEIPT DATES FROM 08/01/2016 TO 08/31/2016

RECEIPT NUMBER	DATE	STATUS	CASH/	CHECK/	MONEYORDER/	EFT/	OTHER/	/	RECEIPT AMOUNT
41212	08/01/2016	PX SHERIFF'S DEPARTMENT		150.00	165.00				315.00
41213	08/01/2016	PX SHERIFF'S DEPARTMENT		60.00	90.00				150.00
41214	08/01/2016	PX RETIREE		499.89					499.89
41215	08/01/2016	PX JUDGE CODY PARRISH	1,443.00	870.60					2,313.60
41216	08/01/2016	PX JUDGE LARRY WILBURN		1,977.20					1,977.20
41217	08/01/2016	PX JUDGE LARRY WILBURN		4,850.90					4,850.90
41218	08/01/2016	PX JUDGE WADE BROWN		2,220.60					2,220.60
41219	08/01/2016	PX BOND SUPERVISION	110.00						110.00
41220	08/01/2016	PX RETIREE		399.80					399.80
41221	08/01/2016	PX COMMISSIONER MCCARTY		225.00					225.00
41222	08/01/2016	PX DISTRICT ATTORNEY		2,000.00					2,000.00
41223	08/01/2016	PX DISTRICT ATTORNEY	50.00						50.00
41224	08/02/2016	PX PROSPERITY BANK				8,708.98			8,708.98
41225	08/02/2016	PX TEXAS COMPTROLLER OF PUBLIC ACCOU		111.60					111.60
41226	08/02/2016	PX COUNTY CLERK		553.00					553.00
41227	08/02/2016	PX COUNTY CLERK		2,366.00					2,366.00
41228	08/02/2016	PX COUNTY CLERK		720.00					720.00
41229	08/02/2016	PX COUNTY CLERK		2,297.00					2,297.00
41230	08/02/2016	PX ENGINEERING	2,000.00	2,050.00					4,050.00

RECEIPT REGISTER
RECEIPT DATES FROM 08/01/2016 TO 08/31/2016

RECEIPT NUMBER	DATE	STATUS	CASH/	CHECK/	MONEYORDER/	EFT/	OTHER/	/	RECEIPT AMOUNT
41231	08/02/2016	PX COUNTY ATTORNEY		3,100.00					3,100.00
41232	08/02/2016	PX COUNTY ATTORNEY		465.00					465.00
41233	08/02/2016	PX COUNTY CLERK		1,536.00					1,536.00
41234	08/02/2016	PX COUNTY CLERK		2,464.25					2,464.25
41235	08/02/2016	PX COUNTY CLERK		882.10					882.10
41236	08/02/2016	PX COUNTY CLERK		2,111.00					2,111.00
41237	08/02/2016	PX COUNTY CLERK		3.10					3.10
41238	08/02/2016	PX CONSTABLE DESPAIN		85.00					85.00
41239	08/02/2016	PX CHRISTOPHER WAYNE COLLINS		20.00					20.00
41240	08/03/2016	PX DISTRICT CLERK		2,094.00					2,094.00
41241	08/03/2016	PX DISTRICT CLERK		2,393.00					2,393.00
41242	08/03/2016	PX DISTRICT CLERK		1,789.00					1,789.00
41243	08/03/2016	PX SHERIFF'S DEPARTMENT		1,546.05					1,546.05
41244	08/03/2016	PX SHERIFF'S DEPARTMENT		4,474.05					4,474.05
41245	08/03/2016	PX SHERIFF'S DEPARTMENT		585.00					585.00
41246	08/03/2016	PX SHERIFF'S DEPARTMENT		1,933.00					1,933.00
41247	08/03/2016	PX JUDGE HEBERT		150.00	77.00				227.00
41248	08/04/2016	PX STATE COMPTROLLER-DIRECT DEPOSIT				2,820.00			2,820.00
41249	08/04/2016	PX STATE COMPTROLLER-DIRECT DEPOSIT				4,443.07			4,443.07

RECEIPT REGISTER
 RECEIPT DATES FROM 08/01/2016 TO 08/31/2016

RECEIPT NUMBER	DATE	STATUS	CASH/	CHECK/	MONEYORDER/	EFT/	OTHER/	/	RECEIPT AMOUNT
41250	08/04/2016	PX STATE COMPTROLLER-DIRECT DEPOSIT				245,457.81			245,457.81
41251	08/04/2016	PX CONSTABLE JOSLIN		150.00					150.00
41252	08/04/2016	PX ENGINEERING	2,300.00	450.00					2,750.00
41253	08/04/2016	PX STATE COMPTROLLER-DIRECT DEPOSIT				1,445.40			1,445.40
41254	08/04/2016	PX INDIGENT HEALTH CARE		238.75					238.75
41255	08/04/2016	PX JUDGE CODY PARRISH	822.20	258.00					1,080.20
41256	08/04/2016	PX JUDGE LARRY WILBURN		3,250.17					3,250.17
41257	08/04/2016	PX JUDGE RALPH FULLER		3,173.10					3,173.10
41258	08/04/2016	PX DISTRICT ATTORNEY		75.00					75.00
41259	08/04/2016	PX DISTRICT ATTORNEY		3,030.00					3,030.00
41260	08/04/2016	PX DISTRICT ATTORNEY	420.00	6,795.00					7,215.00
41261	08/05/2016	PX CONSTABLE ROBBY THORNTON							375.00
41262	08/05/2016	PX BOND SUPERVISION	330.00	100.00					430.00
41263	08/05/2016	PX COUNTY ATTORNEY		3,964.22					3,964.22
41264	08/05/2016	PX COUNTY CLERK		1,252.00					1,252.00
41265	08/05/2016	PX COUNTY CLERK		3,705.00					3,705.00
41266	08/05/2016	PX SHERIFF'S DEPARTMENT		3,183.00					3,183.00
41267	08/05/2016	PX COUNTY CLERK	30.00						30.00
41268	08/05/2016	PX SHERIFF'S DEPARTMENT		420.00					420.00

RECEIPT REGISTER
 RECEIPT DATES FROM 08/01/2016 TO 08/31/2016

RECEIPT NUMBER	DATE	STATUS	CASH/	CHECK/	MONEYORDER/	EFT/	OTHER/	/	RECEIPT AMOUNT
41269	08/05/2016	PX SHERIFF'S DEPARTMENT		90.00					90.00
41270	08/05/2016	PX JUDGE HEBERT		2,707.40					2,707.40
41271	08/05/2016	PX ENGINEERING	1,100.00	1,650.00					2,750.00
41272	08/08/2016	PX STATE COMPTROLLER-DIRECT DEPOSIT				8,282.68			8,282.68
41273	08/08/2016	PX STATE COMPTROLLER-DIRECT DEPOSIT				243,672.43			243,672.43
41274	08/08/2016	PX OLD RIVER DRAINAGE DIST #1				3,202.02			3,202.02
41275	08/08/2016	PX TAX COLLECTOR				1,667.09			1,667.09
41276	08/08/2016	PX TAX COLLECTOR				430,630.58			430,630.58
41277	08/08/2016	PX ADULT PROBATION		41.14					41.14
41278	08/08/2016	PX ADULT PROBATION		43,591.19					43,591.19
41279	08/08/2016	PX TAX COLLECTOR				27,864.23			27,864.23
41280	08/08/2016	PX ADULT PROBATION		1,522.00					1,522.00
41281	08/08/2016	PX RETIREE		1,485.43					1,485.43
41282	08/09/2016	PX ENGINEERING	2,600.00	1,950.00					4,550.00
41283	08/09/2016	PX JUDGE CODY PARRISH	753.00	4,521.90					5,274.90
41284	08/09/2016	PX COMMISSIONER MCCARTY		235.00					235.00
41285	08/09/2016	PX JUDGE LARRY WILBURN		2,690.70					2,690.70
41286	08/09/2016	PX JUDGE RALPH FULLER		3,577.00					3,577.00
41287	08/09/2016	PX JUDGE WADE BROWN		574.00					574.00

RECEIPT REGISTER
 RECEIPT DATES FROM 08/01/2016 TO 08/31/2016

RECEIPT NUMBER	DATE	STATUS	CASH/	CHECK/	MONEYORDER/	EFT/	OTHER/	/	RECEIPT AMOUNT
41288	08/09/2016	PX JUDGE LARRY WILBURN		4,929.10					4,929.10
41289	08/09/2016	PX COUNTY CLERK		2,552.00					2,552.00
41290	08/09/2016	PX COUNTY CLERK		2,163.50					2,163.50
41291	08/09/2016	PX JUVENILE PROBATION		56.61					56.61
41292	08/09/2016	PX DISTRICT CLERK		3,077.00					3,077.00
41293	08/09/2016	PX DISTRICT CLERK		3,375.70					3,375.70
41294	08/09/2016	PX DISTRICT CLERK		617.00					617.00
41295	08/09/2016	PX COMMISSIONER GREG ARTHUR	1,967.50						1,967.50
41296	08/09/2016	PX DISTRICT CLERK		4,948.00					4,948.00
41297	08/09/2016	PX COMMISSIONER GREG ARTHUR	2,251.25	2.25					2,253.50
41298	08/09/2016	PX COMMISSIONER GREG ARTHUR	2,101.75						2,101.75
41299	08/09/2016	PX COUNTY CLERK		333.00					333.00
41300	08/09/2016	PX COUNTY CLERK		1,573.00					1,573.00
41301	08/09/2016	PX COUNTY CLERK		1,493.00					1,493.00
41302	08/09/2016	PX COUNTY CLERK		2,735.00					2,735.00
41303	08/09/2016	PX COUNTY CLERK		1,002.00					1,002.00
41304	08/09/2016	PX COUNTY CLERK		2,492.00					2,492.00
41305	08/10/2016	PX COMMISSIONER WILSON		7,170.69					7,170.69
41306	08/10/2016	PX DISTRICT CLERK		3,206.60					3,206.60

RECEIPT REGISTER
 RECEIPT DATES FROM 08/01/2016 TO 08/31/2016

RECEIPT NUMBER	DATE	STATUS	CASH/	CHECK/	MONEYORDER/	EFT/	OTHER/	/	RECEIPT AMOUNT
41307	08/10/2016	PX SHERIFF'S DEPARTMENT		1,339.62					1,339.62
41308	08/10/2016	PX SHERIFF'S DEPARTMENT		154.83					154.83
41309	08/10/2016	PX SHERIFF'S DEPARTMENT		362.50					362.50
41310	08/10/2016	PX SHERIFF'S DEPARTMENT		210.00					210.00
41311	08/10/2016	PX ENGINEERING	1,500.00	800.00					2,300.00
41312	08/11/2016	PX DISTRICT CLERK		2,061.71					2,061.71
41313	08/11/2016	PX JUDGE WADE BROWN		1,039.00					1,039.00
41314	08/11/2016	PX JUDGE WADE BROWN		1,599.50					1,599.50
41315	08/11/2016	PX JUDGE LARRY WILBURN		2,453.87					2,453.87
41316	08/11/2016	PX SHERIFF'S DEPARTMENT		450.00					450.00
41317	08/11/2016	PX GENERAL FUNDS		429,713.35					429,713.35
41318	08/11/2016	PX GENERAL FUNDS		148,696.49					148,696.49
41319	08/11/2016	PX GENERAL FUNDS		222,708.93					222,708.93
41320	08/11/2016	PX GENERAL FUNDS				5,575.01			5,575.01
41321	08/11/2016	PX GENERAL FUNDS		3,493.98					3,493.98
41322	08/11/2016	PX GENERAL FUNDS		250.00					250.00
41323	08/11/2016	PX DISTRICT ATTORNEY		220.27					220.27
41324	08/11/2016	PX ENGINEERING	400.00	1,700.00					2,100.00
41325	08/11/2016	PX ENGINEERING		35.00					35.00

RECEIPT REGISTER
 RECEIPT DATES FROM 08/01/2016 TO 08/31/2016

RECEIPT NUMBER	DATE	STATUS	CASH/	CHECK/	MONEYORDER/	EFT/	OTHER/	/	RECEIPT AMOUNT
41326	08/12/2016	PX STATE COMPTROLLER-DIRECT DEPOSIT				1,392.43			1,392.43
41327	08/12/2016	PX DISTRICT CLERK	209.00						209.00
41328	08/12/2016	PX COUNTY ATTORNEY		38.00					38.00
41329	08/12/2016	PX COUNTY ATTORNEY		502.26					502.26
41330	08/12/2016	PX COUNTY ATTORNEY		60.00					60.00
41331	08/12/2016	PX COUNTY ATTORNEY		216.36					216.36
41332	08/12/2016	PX COUNTY ATTORNEY		336.00					336.00
41333	08/12/2016	PX DISTRICT CLERK		2,775.30					2,775.30
41334	08/12/2016	PX BOND SUPERVISION	440.00	220.00					660.00
41335	08/12/2016	PX CONSTABLE PCT. 2		75.00					75.00
41336	08/12/2016	PX JUDGE HEBERT		5,269.80					5,269.80
41337	08/12/2016	PX ENGINEERING	500.00	450.00					950.00
41338	08/12/2016	PX DISTRICT ATTORNEY	5.00						5.00
41339	08/15/2016	PX DISTRICT CLERK		1,276.49					1,276.49
41340	08/15/2016	PX JUDGE DAVIS	234.00	1,070.00					1,304.00
41341	08/15/2016	PX RETIREE	399.80						399.80
41342	08/15/2016	PX COUNTY ATTORNEY	162.00						162.00
41343	08/15/2016	PX COMMISSIONER GREG ARTHUR	2,064.50	10.00					2,074.50
41344	08/15/2016	PX XEROX		17.89					17.89

RECEIPT REGISTER
 RECEIPT DATES FROM 08/01/2016 TO 08/31/2016

RECEIPT NUMBER	DATE	STATUS	CASH/	CHECK/	MONEYORDER/	EFT/	OTHER/	/	RECEIPT AMOUNT
41345	08/15/2016	PX COMMISSIONER MCCARTY		233.00					233.00
41346	08/16/2016	PX DISTRICT CLERK		4,781.90					4,781.90
41347	08/16/2016	PX JUDGE LARRY WILBURN		6,557.30					6,557.30
41348	08/16/2016	PX COUNTY CLERK		658.10					658.10
41349	08/16/2016	PX COUNTY CLERK		3,669.00					3,669.00
41350	08/16/2016	PX COUNTY CLERK		831.00					831.00
41351	08/16/2016	PX COUNTY CLERK		1,858.00					1,858.00
41352	08/16/2016	PX COUNTY CLERK		1,462.00					1,462.00
41353	08/16/2016	PX COUNTY CLERK		8,690.25					8,690.25
41354	08/16/2016	PX COUNTY CLERK		1,723.00					1,723.00
41355	08/16/2016	PX COUNTY CLERK		2,537.00					2,537.00
41356	08/16/2016	PX COUNTY CLERK		1.00					1.00
41357	08/16/2016	PX JUDGE CODY PARRISH	1,273.00	871.90					2,144.90
41358	08/16/2016	PX ENGINEERING	1,750.00	2,700.00					4,450.00
41359	08/16/2016	PX ED NORWOOD- NORWOOD LAW FIRM		18,000.00					18,000.00
41360	08/17/2016	PX DISTRICT CLERK		1,249.60					1,249.60
41361	08/17/2016	PX STATE COMPTROLLER-DIRECT DEPOSIT				327,326.89			327,326.89
41362	08/17/2016	PX STATE COMPTROLLER-DIRECT DEPOSIT				138.50			138.50
41363	08/17/2016	PX TREAS 310				8,137.50			8,137.50

RECEIPT REGISTER
 RECEIPT DATES FROM 08/01/2016 TO 08/31/2016

RECEIPT NUMBER	DATE	STATUS	CASH/	CHECK/	MONEYORDER/	EFT/	OTHER/	/	RECEIPT AMOUNT
41364	08/17/2016	PX TAX COLLECTOR		26,394.34					26,394.34
41365	08/17/2016	PX TAX COLLECTOR		72,290.00					72,290.00
41366	08/17/2016	PX HOUSING AUTHORITY		5,597.82					5,597.82
41367	08/17/2016	PX ENGINEERING	1,600.00	650.00					2,250.00
41368	08/18/2016	PX SHERIFF'S DEPARTMENT		300.00					300.00
41369	08/18/2016	PX SHERIFF'S DEPARTMENT		90.00					90.00
41370	08/18/2016	PX JUDGE RALPH FULLER		4,213.10					4,213.10
41371	08/18/2016	PX COUNTY ATTORNEY	60.00						60.00
41372	08/18/2016	PX JUDGE RALPH FULLER		3,653.10					3,653.10
41373	08/18/2016	PX JUDGE LARRY WILBURN		3,269.10					3,269.10
41374	08/18/2016	PX COUNTY CLERK		2,079.10					2,079.10
41375	08/18/2016	PX COUNTY CLERK		2,720.00					2,720.00
41376	08/18/2016	PX COUNTY CLERK		2,395.70					2,395.70
41377	08/18/2016	PX COUNTY CLERK		3,311.00					3,311.00
41378	08/18/2016	PX RETIREE		448.12					448.12
41379	08/18/2016	PX ENGINEERING	1,300.00	1,000.00					2,300.00
41380	08/18/2016	PX JUDGE LARRY WILBURN		1,690.50					1,690.50
41381	08/19/2016	PX DISTRICT CLERK		1,039.00					1,039.00
41382	08/19/2016	PX DISTRICT CLERK		2,405.50					2,405.50

RECEIPT REGISTER
RECEIPT DATES FROM 08/01/2016 TO 08/31/2016

RECEIPT NUMBER	DATE	STATUS	CASH/	CHECK/	MONEYORDER/	EFT/	OTHER/	/	RECEIPT AMOUNT
41383	08/19/2016	PX BOND SUPERVISION	220.00	20.00					240.00
41384	08/19/2016	PX STATE COMPTROLLER-DIRECT DEPOSIT				407,468.45			407,468.45
41385	08/19/2016	PX TREAS 310				872.96			872.96
41386	08/19/2016	PX JUDGE HEBERT		2,111.80					2,111.80
41387	08/19/2016	PX ENGINEERING	1,154.00	250.00					1,404.00
41388	08/19/2016	PX SHERIFF'S DEPARTMENT		1,812.00					1,812.00
41389	08/22/2016	PX STATE COMPTROLLER-DIRECT DEPOSIT				379.26			379.26
41390	08/22/2016	PX COUNTY CLERK	242.00						242.00
41391	08/22/2016	PX COUNTY ATTORNEY		2,452.05					2,452.05
41392	08/22/2016	PX JUDGE CODY PARRISH	917.20	349.00					1,266.20
41393	08/22/2016	PX COUNTY CLERK		1,954.00					1,954.00
41394	08/22/2016	PX COUNTY CLERK		8,532.00					8,532.00
41395	08/22/2016	PX COUNTY CLERK		1,203.00					1,203.00
41396	08/22/2016	PX COUNTY CLERK		2,105.00					2,105.00
41397	08/23/2016	PX DISTRICT CLERK		2,963.60					2,963.60
41398	08/23/2016	PX DISTRICT CLERK		1,846.00					1,846.00
41399	08/23/2016	PX DISTRICT ATTORNEY		4,852.58					4,852.58
41400	08/23/2016	PX DISTRICT ATTORNEY		75.00					75.00
41401	08/23/2016	PX SHERIFF'S DEPARTMENT		140.55					140.55

RECEIPT REGISTER
RECEIPT DATES FROM 08/01/2016 TO 08/31/2016

RECEIPT NUMBER	DATE	STATUS	CASH/	CHECK/	MONEYORDER/	EFT/	OTHER/	/	RECEIPT AMOUNT
41402	08/23/2016	PX SHERIFF'S DEPARTMENT		70.00					70.00
41403	08/23/2016	PX SHERIFF'S DEPARTMENT		989.00					989.00
41404	08/23/2016	PX JUDGE LARRY WILBURN		6,612.05					6,612.05
41405	08/23/2016	PX DISTRICT ATTORNEY		456.89					456.89
41406	08/23/2016	PX JUDGE RALPH FULLER		3,143.50					3,143.50
41407	08/23/2016	PX JUDGE CODY PARRISH	434.00	4,395.30					4,829.30
41408	08/23/2016	PX TAX COLLECTOR		5,865.00					5,865.00
41409	08/23/2016	PX ENGINEERING	2,300.00	1,700.00					4,000.00
41410	08/23/2016	PX DISTRICT CLERK	276.00						276.00
41411	08/24/2016	PX JUDGE DAVIS	350.00	890.00					1,240.00
41412	08/24/2016	PX DISTRICT CLERK		3,371.60					3,371.60
41413	08/24/2016	PX COUNTY ATTORNEY	60.00						60.00
41414	08/24/2016	PX CONSTABLE ROBBY THORNTON		300.00					300.00
41415	08/24/2016	PX CONSTABLE ROBBY THORNTON		75.00					75.00
41416	08/24/2016	PX TAX COLLECTOR	208.12						208.12
41417	08/24/2016	PX SHERIFF'S DEPARTMENT		540.00					540.00
41418	08/24/2016	PX SHERIFF'S DEPARTMENT		240.00					240.00
41419	08/24/2016	PX DISTRICT ATTORNEY		3,402.49					3,402.49
41420	08/24/2016	PX DISTRICT ATTORNEY		75.00					75.00

RECEIPT REGISTER
RECEIPT DATES FROM 08/01/2016 TO 08/31/2016

RECEIPT NUMBER	DATE	STATUS	CASH/	CHECK/	MONEYORDER/	EFT/	OTHER/	/	RECEIPT AMOUNT
41421	08/25/2016	PX COMMISSIONER GREG ARTHUR		1,863.60					1,863.60
41422	08/25/2016	PX COMMISSIONER GREG ARTHUR	1,905.00	541.30					2,446.30
41423	08/25/2016	PX DISTRICT CLERK	84.00						84.00
41424	08/25/2016	PX JUDGE WADE BROWN		5,356.05					5,356.05
41425	08/25/2016	PX JUDGE LARRY WILBURN		2,676.50					2,676.50
41426	08/25/2016	PX DISTRICT CLERK		1,215.40					1,215.40
41427	08/25/2016	PX COUNTY CLERK		4,216.30					4,216.30
41428	08/25/2016	PX COUNTY CLERK		2,017.00					2,017.00
41429	08/25/2016	PX COUNTY CLERK		279.00					279.00
41430	08/25/2016	PX COUNTY CLERK		1,543.00					1,543.00
41431	08/25/2016	PX COUNTY CLERK		1,953.00					1,953.00
41432	08/25/2016	PX COUNTY CLERK		3,154.00					3,154.00
41433	08/25/2016	PX ENGINEERING	1,200.00	1,600.00					2,800.00
41434	08/26/2016	PX COUNTY JUDGE				700.00			700.00
41435	08/26/2016	PX BOND SUPERVISION	395.00	25.00					420.00
41436	08/26/2016	PX SHERIFF'S DEPARTMENT		3,244.50					3,244.50
41437	08/26/2016	PX COUNTY ATTORNEY	9.00						9.00
41438	08/26/2016	PX STATE COMPTROLLER-DIRECT DEPOSIT				17,524.00			17,524.00
41439	08/26/2016	PX TREAS 310				2,200.00			2,200.00

RECEIPT REGISTER
 RECEIPT DATES FROM 08/01/2016 TO 08/31/2016

RECEIPT NUMBER	DATE	STATUS	CASH/	CHECK/	MONEYORDER/	EFT/	OTHER/	/	RECEIPT AMOUNT
41440	08/26/2016	PX STATE COMPTROLLER-DIRECT DEPOSIT				7,500.00			7,500.00
41441	08/26/2016	PX JUDGE RALPH FULLER		3,652.10					3,652.10
41442	08/26/2016	PX DISTRICT CLERK		4,559.50					4,559.50
41443	08/26/2016	PX JUDGE HEBERT		3,982.07					3,982.07
41444	08/26/2016	PX SHERIFF'S DEPARTMENT	47,153.00						47,153.00
41445	08/26/2016	PX CH&P MANAGEMENT, LLC		8,088.96					8,088.96
41446	08/26/2016	PX ENGINEERING	1,700.00	750.00					2,450.00
41447	08/26/2016	PX RETIREE		440.76	24.16				464.92
41448	08/29/2016	PX JUDGE CODY PARRISH	1,231.20	903.00					2,134.20
41449	08/29/2016	PX COUNTY CLERK		1,745.00					1,745.00
41450	08/29/2016	PX COUNTY CLERK		2,360.00					2,360.00
41451	08/29/2016	PX GENERAL FUNDS		417,617.00					417,617.00
41452	08/29/2016	PX GENERAL FUNDS		144,060.22					144,060.22
41453	08/29/2016	PX GENERAL FUNDS		219,967.70					219,967.70
41454	08/29/2016	PX GENERAL FUNDS		5,554.18					5,554.18
41455	08/29/2016	PX GENERAL FUNDS		3,493.98					3,493.98
41456	08/29/2016	PX GENERAL FUNDS		300.00					300.00
41457	08/29/2016	PX GENERAL FUNDS		7,172.18					7,172.18
41458	08/29/2016	PX GENERAL FUNDS		297,516.65					297,516.65

RECEIPT REGISTER
 RECEIPT DATES FROM 08/01/2016 TO 08/31/2016

RECEIPT NUMBER	DATE	STATUS	CASH/	CHECK/	MONEYORDER/	EFT/	OTHER/	/	RECEIPT AMOUNT
41459	08/30/2016	PX RETIREE	616.28						616.28
41460	08/30/2016	PX DISTRICT ATTORNEY	145.00						145.00
41461	08/30/2016	PX COMMISSIONER MCCARTY		425.00					425.00
41462	08/30/2016	PX COMMISSIONER MCCARTY		75.00					75.00
41463	08/30/2016	PX SHERIFF'S DEPARTMENT		420.00					420.00
41464	08/30/2016	PX SHERIFF'S DEPARTMENT		843.30					843.30
41465	08/30/2016	PX SHERIFF'S DEPARTMENT		252.00					252.00
41466	08/30/2016	PX SHERIFF'S DEPARTMENT		3,706.45					3,706.45
41467	08/30/2016	PX JUDGE WADE BROWN		1,596.60					1,596.60
41468	08/30/2016	PX JUDGE LARRY WILBURN		1,334.80					1,334.80
41469	08/30/2016	PX JUDGE LARRY WILBURN		7,190.90					7,190.90
41470	08/30/2016	PX COUNTY CLERK		3,629.30					3,629.30
41471	08/30/2016	PX COUNTY CLERK		7,195.00					7,195.00
41472	08/30/2016	PX COUNTY CLERK		1,800.10					1,800.10
41473	08/30/2016	PX COUNTY CLERK		1,952.00					1,952.00
41474	08/30/2016	PX STATE COMPTROLLER-DIRECT DEPOSIT				26,050.00			26,050.00
41475	08/30/2016	PX SHERIFF'S DEPARTMENT		2,762.37					2,762.37
41476	08/30/2016	PX SHERIFF'S DEPARTMENT		105.00					105.00
41477	08/30/2016	PX STATE COMPTROLLER		144.90					144.90

RECEIPT REGISTER
 RECEIPT DATES FROM 08/01/2016 TO 08/31/2016

RECEIPT NUMBER	DATE	STATUS	CASH/	CHECK/	MONEYORDER/	EFT/	OTHER/	/	RECEIPT AMOUNT
41478	08/31/2016	PX RETIREE			399.80				399.80
41479	08/31/2016	PX SHELBEIGH CHESSON		32.91					32.91
41480	08/31/2016	PX SHELBEIGH CHESSON		20.83					20.83
41481	08/31/2016	PX RETIREE		448.12					448.12
41482	08/31/2016	PX DISTRICT CLERK		738.00					738.00
41483	08/31/2016	PX DISTRICT CLERK		1,766.00					1,766.00
41484	08/31/2016	PX COMMISSIONER GREG ARTHUR	1,992.25	665.50					2,657.75
41485	08/31/2016	PX SHERIFF'S DEPARTMENT			915.00				915.00
41486	08/31/2016	PX COUNTY CLERK		6,504.12					6,504.12
41487	08/31/2016	PX RETIREE	25.00						25.00
41488	08/31/2016	PX COUNTY ATTORNEY	908.88						908.88
41489	08/31/2016	PX ENGINEERING	2,400.00	2,013.00					4,413.00
41490	08/31/2016	PX COUNTY ATTORNEY	60.00						60.00
41491	08/31/2016	PX SHERIFF'S DEPARTMENT	2,000.00						2,000.00
41492	08/31/2016	PX COUNTY CLERK		1,826.00					1,826.00
41493	08/31/2016	PX COUNTY CLERK		6,234.00					6,234.00
41494	08/31/2016	PX RETIREE		399.80					399.80
41495	08/31/2016	PX SHERIFF'S DEPARTMENT		2,454.00					2,454.00
41496	08/31/2016	PX RETIREE		499.89					499.89

RECEIPT REGISTER
 RECEIPT DATES FROM 08/01/2016 TO 08/31/2016

RECEIPT NUMBER	DATE	STATUS	CASH/	CHECK/	MONEYORDER/	EFT/	OTHER/	/	RECEIPT AMOUNT
41497	08/31/2016	PX RETIREE	24.16						24.16
41498	08/31/2016	PX RETIREE		16.80					16.80
41499	08/31/2016	PX RETIREE		72.48					72.48
			CASH/	CHECK/	MONEYORDER/	EFT/	OTHER/	/	RECEIPT TOTAL
			98,186.09	2,474,128.70	2,370.96	1,782,759.29			4,357,820.04

TOTAL VOIDED RECEIPTS 0.00

STATUS CODE LEGEND
 P = POSTED R = RECEIVABLE
 V = VOID O = OUTSTANDING
 X = MIXTURE OF R&O

Section 5 – Leave Liability Report

FOR PAY PERIOD ENDING 09/25/2016

DEPT NUMBER	EMP#	EMPLOYEE NAME	--- SICK LEAVE ---		---- VACATION ----		----- COMP TIME -----		----- HOLIDAY -----		----- TOTALS -----		
			AVAIL	VALUE	AVAIL	VALUE	AVAIL	VALUE	AVAIL	VALUE	AVAIL	VALUE	
010	400	01285	DORION T BURCH	15.18	291.91	40.08	770.74	.00	.00	.00	.00	55.26	1062.65
010	400	00018	EVELYN D HARTFIELD	474.66	10039.06	120.00	2538.00	.00	.00	.00	.00	594.66	12577.06
010	400	00293	AMY R HEBERT	107.69	1461.35	26.73	362.73	.00	.00	.00	.00	134.42	1824.08
010	400	01233	JAY H KNIGHT	.00	.00	.00	.00	.00	.00	.00	.00	.00	.00
010	400	00374	JENNY N MINTER	111.92	1745.95	58.76	916.66	.00	.00	.00	.00	170.68	2662.61
010	400	00094	DEALAH F TAYLOR	127.25	2623.90	40.44	833.87	.00	.00	.00	.00	167.69	3457.77
DEPARTMENT TOTALS			836.70	16162.17	286.01	5422.00	.00	.00	.00	.00	.00	1122.71	21584.17
010	401	00232	GREGORY F ARTHUR	.00	.00	.00	.00	.00	.00	.00	.00	.00	.00
010	401	01056	EDDIE C LOWERY	.00	.00	.00	.00	.00	.00	.00	.00	.00	.00
010	401	01059	MICHAEL C MCCARTY	.00	.00	.00	.00	.00	.00	.00	.00	.00	.00
010	401	01131	LEON A WILSON	.00	.00	.00	.00	.00	.00	.00	.00	.00	.00
DEPARTMENT TOTALS			.00	.00	.00	.00	.00	.00	.00	.00	.00	.00	.00
010	403	00828	LUCERO CASTRO	72.11	956.18	66.33	879.54	.00	.00	.00	.00	138.44	1835.72
010	403	00061	MARY J CESSNA	407.86	6529.84	71.00	1136.71	.75	12.01	.00	.00	479.61	7678.56
010	403	00244	CONNIE M CHAPMAN	442.31	6095.03	81.05	1116.87	.00	.00	.00	.00	523.36	7211.90
010	403	01262	KAYLA M COLLINS	10.13	131.69	6.92	89.96	.50	6.50	.00	.00	17.55	228.15
010	403	00177	HOPE L CROSS	467.31	9841.55	73.62	1550.44	3.25	68.45	.00	.00	544.18	11460.44
010	403	01145	ADRIAN D DRIVER	109.64	1425.32	35.68	463.84	.25	3.25	.00	.00	145.57	1892.41
010	403	01140	KORIANN N HOLMES	6.67	80.17	3.34	40.15	.00	.00	.00	.00	10.01	120.32
010	403	01276	CASSAUNDRA L LEOPARD	29.20	387.19	33.40	442.88	4.75	62.99	.00	.00	67.35	893.06
010	403	01273	CLARIBET O MACIAS	26.38	342.94	56.75	737.75	.25	3.25	.00	.00	83.38	1083.94
010	403	01080	SHONDA L RILEY	51.56	683.69	45.35	601.34	2.08	27.58	.00	.00	98.99	1312.61
010	403	00092	DOYELLE J TURNER	75.28	1037.36	40.15	553.27	3.25	44.79	.00	.00	118.68	1635.42
010	403	00845	PAULETTE WILLIAMS	.00	.00	.00	.00	.00	.00	.00	.00	.00	.00
DEPARTMENT TOTALS			1698.45	27510.96	513.59	7612.75	15.08	228.82	.00	.00	.00	2227.12	35352.53
010	405	01281	ARTHUR C GUILLORY	8.71	113.67	50.08	653.54	.00	.00	.00	.00	58.79	767.21
010	405	00028	ROLONDRIA T WEBB	384.96	7321.94	23.76	451.92	.00	.00	.00	.00	408.72	7773.86
DEPARTMENT TOTALS			393.67	7435.61	73.84	1105.46	.00	.00	.00	.00	.00	467.51	8541.07
010	426	00065	THOMAS A CHAMBERS	.00	.00	.00	.00	.00	.00	.00	.00	.00	.00
010	426	00357	ROBERT H HARPER	341.01	8068.30	118.00	2791.88	.00	.00	.00	.00	459.01	10860.18
010	426	00855	JAMIE M HUDSPETH	134.34	5681.24	120.00	5074.80	.00	.00	.00	.00	254.34	10756.04
010	426	00603	TIFFANY N SLANKARD	55.05	1305.24	48.11	1140.69	.00	.00	.00	.00	103.16	2445.93
DEPARTMENT TOTALS			530.40	15054.78	286.11	9007.37	.00	.00	.00	.00	.00	816.51	24062.15
010	435	01069	SARAH C BISHOP	14.65	255.20	27.94	486.71	26.25	457.28	.00	.00	68.84	1199.19

FOR PAY PERIOD ENDING 09/25/2016

DEPT NUMBER	EMP#	EMPLOYEE NAME	--- SICK LEAVE ---		---- VACATION ----		---- COMP TIME ----		---- HOLIDAY ----		----- TOTALS -----		
			AVAIL	VALUE	AVAIL	VALUE	AVAIL	VALUE	AVAIL	VALUE	AVAIL	VALUE	
010	435	00069	JOHN W DAVIS III	385.33	5691.32	88.00	1299.76	.00	.00	.00	.00	473.33	6991.08
010	435	00846	MARK A MOREFIELD	.00	.00	.00	.00	.00	.00	.00	.00	.00	.00
010	435	00240	CLIFTON V SMITH	453.37	19173.02	99.07	4189.67	.00	.00	.00	.00	552.44	23362.69
010	435	00841	PEGGY S THRASHER	337.67	8006.16	120.00	2845.20	244.25	5791.17	.00	.00	701.92	16642.53
DEPARTMENT TOTALS			1191.02	33125.70	335.01	8821.34	270.50	6248.45	.00	.00	.00	1796.53	48195.49
010	440	00335	ANNETTE D BALDWIN	178.64	3111.91	120.00	2090.40	.00	.00	.00	.00	298.64	5202.31
010	440	00194	CHAP B CAIN	.00	.00	.00	.00	.00	.00	.00	.00	.00	.00
010	440	00052	CHADWICK O ELMORE	173.30	2235.57	120.00	1548.00	.00	.00	.00	.00	293.30	3783.57
010	440	00305	JO A LEGER	480.00	16473.60	120.00	4118.40	.00	.00	.00	.00	600.00	20592.00
010	440	00899	LINDA R LEONARD	111.86	2053.75	120.00	2203.20	.00	.00	.00	.00	231.86	4256.95
DEPARTMENT TOTALS			943.80	23874.83	480.00	9960.00	.00	.00	.00	.00	.00	1423.80	33834.83
010	450	01314	DANA AMBROSE	20.01	246.12	10.02	123.25	11.00	135.30	.00	.00	41.03	504.67
010	450	01172	MELISSA D BALLINGER	88.00	1119.36	54.79	696.93	2.25	28.62	.00	.00	145.04	1844.91
010	450	00185	DONNA G BROWN	.00	.00	.00	.00	.00	.00	.00	.00	.00	.00
010	450	00629	SHERI L CASKEY	161.20	2179.42	116.74	1578.32	80.00	1081.60	.00	.00	357.94	4839.34
010	450	01175	KARLA GALVAN	37.08	456.83	120.00	1478.40	10.00	123.20	.00	.00	167.08	2058.43
010	450	01291	DESTINY B HENRY	36.03	443.17	30.06	369.74	.00	.00	.00	.00	66.09	812.91
010	450	01351	SIERRA B HOLSTEIN	.00	.00	.00	.00	.00	.00	.00	.00	.00	.00
010	450	00115	FRANCES G KESTER	312.99	5824.74	110.00	2047.10	93.75	1744.69	.00	.00	516.74	9616.53
010	450	00031	REBECCA L LEOPARD	461.24	9612.24	108.00	2250.72	152.00	3167.68	.00	.00	721.24	15030.64
010	450	00711	TANIA J MCGRATH	292.23	3860.36	42.46	560.90	83.25	1099.73	.00	.00	417.94	5520.99
010	450	00851	REBECCA L ROSS	24.00	315.12	43.43	570.24	4.00	52.52	.00	.00	71.43	937.88
010	450	00375	KATIE A THORNTON	7.20	95.11	8.74	115.46	8.75	115.59	.00	.00	24.69	326.16
010	450	00260	DOLORES G WILEY	320.59	4738.32	53.74	794.28	25.00	369.50	.00	.00	399.33	5902.10
DEPARTMENT TOTALS			1760.57	28890.79	697.98	10585.34	470.00	7918.43	.00	.00	.00	2928.55	47394.56
010	455	00157	DARLA J DIAZ	446.88	7002.61	76.00	1190.92	.00	.00	.00	.00	522.88	8193.53
010	455	01053	STEPHEN E HEBERT	.00	.00	.00	.00	.00	.00	.00	.00	.00	.00
010	455	00704	HEATHER M MULLINS	.00	.00	.00	.00	.00	.00	.00	.00	.00	.00
DEPARTMENT TOTALS			446.88	7002.61	76.00	1190.92	.00	.00	.00	.00	.00	522.88	8193.53
010	456	00129	RONNIE E DAVIS	.00	.00	.00	.00	.00	.00	.00	.00	.00	.00
010	456	00266	DEBRA A FANEROS	480.00	7521.60	22.00	344.74	.00	.00	.00	.00	502.00	7866.34
DEPARTMENT TOTALS			480.00	7521.60	22.00	344.74	.00	.00	.00	.00	.00	502.00	7866.34
010	457	01249	JESSICA M HARWELL	.00	.00	.00	.00	.00	.00	.00	.00	.00	.00
010	457	00634	JENNIFER R HAZLETT	221.79	3475.45	94.06	1473.92	.00	.00	.00	.00	315.85	4949.37

FOR PAY PERIOD ENDING 09/25/2016

DEPT NUMBER	EMP#	EMPLOYEE NAME	--- SICK LEAVE ---		---- VACATION ----		----- COMP TIME -----		----- HOLIDAY -----		----- TOTALS -----	
			AVAIL	VALUE	AVAIL	VALUE	AVAIL	VALUE	AVAIL	VALUE	AVAIL	VALUE
010 457	00083	LAURIE J LONG	399.93	6266.90	100.00	1567.00	.00	.00	.00	.00	499.93	7833.90
010 457	00098	CODY J PARRISH	.00	.00	.00	.00	.00	.00	.00	.00	.00	.00
DEPARTMENT TOTALS			621.72	9742.35	194.06	3040.92	.00	.00	.00	.00	815.78	12783.27
010 458	01312	TINA G KENNEDY	.00	.00	.00	.00	.00	.00	.00	.00	.00	.00
010 458	00245	DONNA R LOWERY	13.81	216.40	31.35	491.25	.00	.00	.00	.00	45.16	707.65
010 458	01240	TAMMY K MANUEL	37.36	585.43	26.72	418.70	.00	.00	.00	.00	64.08	1004.13
010 458	01235	LARRY R WILBURN	.00	.00	.00	.00	.00	.00	.00	.00	.00	.00
DEPARTMENT TOTALS			51.17	801.83	58.07	909.95	.00	.00	.00	.00	109.24	1711.78
010 459	00330	LYNN D ALLEN	480.00	7521.60	120.00	1880.40	.00	.00	.00	.00	600.00	9402.00
010 459	00836	WADE N BROWN	.00	.00	.00	.00	.00	.00	.00	.00	.00	.00
010 459	00904	HANAH C MCADAMS	246.79	3867.20	120.00	1880.40	.00	.00	.00	.00	366.79	5747.60
DEPARTMENT TOTALS			726.79	11388.80	240.00	3760.80	.00	.00	.00	.00	966.79	15149.60
010 460	00241	RALPH D FULLER	.00	.00	.00	.00	.00	.00	.00	.00	.00	.00
010 460	00151	JOHNNIE M HARNES	480.00	7521.60	110.01	1723.86	15.00	235.05	.00	.00	605.01	9480.51
010 460	01289	DANIELA P PESINA	80.04	1254.23	40.08	628.05	.00	.00	.00	.00	120.12	1882.28
DEPARTMENT TOTALS			560.04	8775.83	150.09	2351.91	15.00	235.05	.00	.00	725.13	11362.79
010 475	00049	JOAN L BELT	480.00	7939.20	112.45	1859.92	.00	.00	.00	.00	592.45	9799.12
010 475	01355	GARY F DENNISON	13.34	432.75	6.68	216.70	.00	.00	.00	.00	20.02	649.45
010 475	00127	TORI B GIESE	227.32	3655.31	86.66	1393.49	.00	.00	.00	.00	313.98	5048.80
010 475	01041	STACI KEENE	8.02	115.65	20.04	288.98	.00	.00	.00	.00	28.06	404.63
010 475	01255	KATHRINE B MCCARTY	49.06	1533.13	63.43	1982.19	.00	.00	.00	.00	112.49	3515.32
010 475	01356	PATRICIA A MCLELLAND	13.34	192.36	6.68	96.33	.00	.00	.00	.00	20.02	288.69
010 475	01232	MATTHEW E MINICK	70.74	2210.63	51.28	1602.50	.00	.00	.00	.00	122.02	3813.13
010 475	01060	MATTHEW C POSTON	.00	.00	.00	.00	.00	.00	.00	.00	.00	.00
010 475	01254	KACIE R STEWART	.00	.00	.00	.00	.00	.00	.00	.00	.00	.00
010 475	00604	GABRIELA WHEELER	25.63	369.58	20.17	290.85	.00	.00	.00	.00	45.80	660.43
DEPARTMENT TOTALS			887.45	16448.61	367.39	7730.96	.00	.00	.00	.00	1254.84	24179.57
010 476	01109	SHELBY P CLANTON	5.46	86.16	16.25	256.43	.50	7.89	.00	.00	22.21	350.48
010 476	00315	TABITHA L DYSON	13.43	226.03	80.86	1360.87	49.25	828.88	.00	.00	143.54	2415.78
010 476	00198	RAGIS A FONTENOT JR	480.00	20683.20	97.50	4201.28	.00	.00	.00	.00	577.50	24884.48
010 476	01353	PRESTON K HOFFPAUIR	13.34	574.82	6.68	287.84	.00	.00	.00	.00	20.02	862.66
010 476	00228	TERRI L HUGHES	480.00	9585.60	51.03	1019.07	1.50	29.96	.00	.00	532.53	10634.63
010 476	01352	ALLISON R JONES	13.34	176.89	6.68	88.58	.00	.00	.00	.00	20.02	265.47
010 476	01230	PAUL N LOWREY	126.74	2565.22	82.78	1675.47	228.75	4629.90	.00	.00	438.27	8870.59

FOR PAY PERIOD ENDING 09/25/2016

DEPT NUMBER	EMP#	EMPLOYEE NAME	--- SICK LEAVE ---		--- VACATION ---		--- COMP TIME ---		--- HOLIDAY ---		--- TOTALS ---	
			AVAIL	VALUE	AVAIL	VALUE	AVAIL	VALUE	AVAIL	VALUE	AVAIL	VALUE
010 476	00080	CATHY L MCCLUSKY	473.33	9149.47	103.50	2000.66	143.00	2764.19	.00	.00	719.83	13914.32
010 476	00087	KIMBERLY D MEADOWS	37.79	872.95	22.15	511.67	27.00	623.70	.00	.00	86.94	2008.32
010 476	01166	JOY E PARKER	.17	2.36	28.46	395.59	35.50	493.45	.00	.00	64.13	891.40
010 476	00356	IVAN G PEARCE	453.11	11237.13	102.00	2529.60	6.50	161.20	.00	.00	561.61	13927.93
010 476	00847	LOGAN E PICKETT	.00	.00	.00	.00	.00	.00	.00	.00	.00	.00
010 476	00113	CHRISTINE V TAYLOR	480.00	9936.00	110.00	2277.00	55.00	1138.50	.00	.00	645.00	13351.50
010 476	01137	STEPHEN C TAYLOR	204.11	10025.88	120.00	5894.40	.00	.00	.00	.00	324.11	15920.28
010 476	00342	ASHLEY L ULKIE	305.67	4823.47	25.01	394.66	18.00	284.04	.00	.00	348.68	5502.17
010 476	00182	JOE W WARREN	480.00	20683.20	35.00	1508.15	.00	.00	.00	.00	515.00	22191.35
DEPARTMENT TOTALS			3566.49	100628.38	887.90	24401.27	565.00	10961.71	.00	.00	5019.39	135991.36
010 495	00224	DARLENE ALFORD	250.72	4821.35	81.26	1562.63	.00	.00	.00	.00	331.98	6383.98
010 495	00215	RITA L GILBERT	480.00	9230.40	75.50	1451.87	.00	.00	.00	.00	555.50	10682.27
010 495	01157	ALONZO D GOTT	.00	.00	.00	.00	.00	.00	.00	.00	.00	.00
010 495	01336	ANGELA C MASELLI	33.35	1178.59	16.70	590.18	.00	.00	.00	.00	50.05	1768.77
010 495	00385	NATALIE J ROOPER	264.88	4977.10	120.00	2254.80	.00	.00	.00	.00	384.88	7231.90
010 495	00063	HAROLD R SEAY	.00	.00	.00	.00	.00	.00	.00	.00	.00	.00
DEPARTMENT TOTALS			1028.95	20207.44	293.46	5859.48	.00	.00	.00	.00	1322.41	26066.92
010 497	00068	DEBRA K DEAN	69.81	1454.84	76.75	1599.47	9.75	203.19	8.00	166.72	164.31	3424.22
010 497	00084	KIMBERLY A HARRIS	.00	.00	.00	.00	.00	.00	.00	.00	.00	.00
010 497	01143	STEPHANIE M SMITH	24.69	311.59	82.98	1047.21	.50	6.31	3.00	37.86	111.17	1402.97
010 497	00248	LISA A TWARDOWSKI	480.00	10003.20	119.00	2479.96	2.25	46.89	15.00	312.60	616.25	12842.65
DEPARTMENT TOTALS			574.50	11769.63	278.73	5126.64	12.50	256.39	26.00	517.18	891.73	17669.84
010 499	01275	AMANDA J BAKER	10.38	135.46	53.42	697.13	.00	.00	.00	.00	63.80	832.59
010 499	00881	RICHARD L BROWN	.00	.00	.00	.00	.00	.00	.00	.00	.00	.00
010 499	01144	CHRISTY L CHAMBERLAIN	13.34	174.09	6.68	87.17	.00	.00	.00	.00	20.02	261.26
010 499	00931	COURTNEY S DANIEL	20.28	327.52	22.07	356.43	.00	.00	.00	.00	42.35	683.95
010 499	01005	TERRI O DRYDEN	28.52	372.19	40.02	522.26	.00	.00	.00	.00	68.54	894.45
010 499	00171	BETTY J EDWARDS	216.86	2830.02	38.48	502.16	.00	.00	.00	.00	255.34	3332.18
010 499	01284	SARA L FORE	33.21	433.39	50.08	653.54	.00	.00	.00	.00	83.29	1086.93
010 499	01271	KRISTINA A KING	89.05	1162.10	12.09	157.77	.00	.00	.00	.00	101.14	1319.87
010 499	01292	ANNETTE M LAVIENE	50.37	657.33	36.74	479.46	.00	.00	.00	.00	87.11	1136.79
010 499	01111	MABLE E MCKNIGHT	7.04	91.87	41.33	539.36	.00	.00	.00	.00	48.37	631.23
010 499	00905	DELORES A MOORE	13.17	192.55	18.79	274.71	.25	3.66	.00	.00	32.21	470.92
010 499	01305	PHYLLIS R PARKER	46.20	602.91	33.40	435.87	.00	.00	.00	.00	79.60	1038.78
010 499	00060	JO A SMITH	474.32	9884.83	62.43	1301.04	.00	.00	.00	.00	536.75	11185.87
010 499	01279	KIMBERLY A WILBANKS	12.63	164.82	53.42	697.13	.00	.00	.00	.00	66.05	861.95
010 499	00996	CHRISSEY L WILEY	8.58	142.77	16.62	276.56	.00	.00	.00	.00	25.20	419.33
DEPARTMENT TOTALS			1023.95	17171.85	485.57	6980.59	.25	3.66	.00	.00	1509.77	24156.10
010 510	00154	BILLY W BROWN	98.35	2085.02	78.00	1653.60	235.00	4982.00	.00	.00	411.35	8720.62

FOR PAY PERIOD ENDING 09/25/2016

DEPT NUMBER	EMP#	EMPLOYEE NAME	SICK AVAIL	LEAVE VALUE	VACATION AVAIL	VACATION VALUE	COMP AVAIL	TIME VALUE	HOLIDAY AVAIL	HOLIDAY VALUE	TOTALS AVAIL	TOTALS VALUE
010 510	00363	DEANNA L COLVIN	16.61	219.25	80.00	1056.00	50.75	669.90	.00	.00	147.36	1945.15
010 510	00992	REBECCA A CORDER	176.00	2296.80	113.02	1474.91	37.75	492.64	.00	.00	326.77	4264.35
010 510	00243	BENNIE E JACKSON	459.99	8753.61	120.00	2283.60	244.50	4652.84	.00	.00	824.49	15690.05
010 510	01071	DAVID K MEADOWS	53.98	918.20	51.52	876.36	29.00	493.29	.00	.00	134.50	2287.85
010 510	00037	BRENDA G PECKINPAUGH	13.64	178.00	37.34	487.29	5.00	65.25	.00	.00	55.98	730.54
010 510	00848	LISA A SMITH	14.28	186.35	35.82	467.45	20.00	261.00	.00	.00	70.10	914.80
DEPARTMENT TOTALS			832.85	14637.23	515.70	8299.21	622.00	11616.92	.00	.00	1970.55	34553.36
010 550	01044	JUSTIN B JOHNSTON	.00	.00	.00	.00	.00	.00	.00	.00	.00	.00
DEPARTMENT TOTALS			.00	.00	.00	.00	.00	.00	.00	.00	.00	.00
010 551	00180	CHRIS R DRYER	40.32	775.35	110.36	2122.22	.00	.00	.00	.00	150.68	2897.57
010 551	00277	LESLIE A HULSEY	.00	.00	.00	.00	.00	.00	.00	.00	.00	.00
010 551	00200	CHAD C LANGDON	38.53	740.93	113.34	2179.53	.00	.00	.00	.00	151.87	2920.46
010 551	00093	DONNA M WALLACE	393.31	5120.90	55.00	716.10	33.00	429.66	.00	.00	481.31	6266.66
DEPARTMENT TOTALS			472.16	6637.18	278.70	5017.85	33.00	429.66	.00	.00	783.86	12084.69
010 552	00664	MARK A DAVISON	480.00	9230.40	33.35	641.32	13.00	249.99	69.00	1326.87	595.35	11448.58
010 552	00282	DANNY R FRANKUM	.00	.00	.00	.00	.00	.00	.00	.00	.00	.00
DEPARTMENT TOTALS			480.00	9230.40	33.35	641.32	13.00	249.99	69.00	1326.87	595.35	11448.58
010 553	00701	LINELL O BEALS	72.04	1316.17	40.08	732.26	47.00	858.69	16.00	292.32	175.12	3199.44
010 553	01320	JUDY E COMPTON	.00	.00	.00	.00	.00	.00	.00	.00	.00	.00
010 553	01105	ROBERT L CROFT	29.80	573.05	28.71	552.09	4.50	86.54	.00	.00	63.01	1211.68
010 553	01051	ROBERT E THORNTON JR	.00	.00	.00	.00	.00	.00	.00	.00	.00	.00
DEPARTMENT TOTALS			101.84	1889.22	68.79	1284.35	51.50	945.23	16.00	292.32	238.13	4411.12
010 554	01256	CARISSA F BARNETT	.00	.00	.00	.00	.00	.00	.00	.00	.00	.00
010 554	00354	LARRY W DESPAIN	.00	.00	.00	.00	.00	.00	.00	.00	.00	.00
010 554	01116	JAMES W GARDINER	144.12	2771.43	120.00	2307.60	.00	.00	.00	.00	264.12	5079.03
010 554	00690	STEVE D HUNTER	366.88	7055.10	92.06	1770.31	.00	.00	.00	.00	458.94	8825.41
DEPARTMENT TOTALS			511.00	9826.53	212.06	4077.91	.00	.00	.00	.00	723.06	13904.44
010 555	00654	RICARDO AGUILAR II	60.03	1154.38	30.06	578.05	48.50	932.66	16.00	307.68	154.59	2972.77
010 555	00039	LARRY G ALLEN	244.15	4695.00	120.00	2307.60	9.50	182.69	21.00	403.83	394.65	7589.12
010 555	00048	JAMES M COOPER JR	60.47	1162.84	13.51	259.80	6.00	115.38	.00	.00	79.98	1538.02
010 555	00607	PATRICIA A DESPAIN	25.47	331.11	20.01	260.13	1.50	19.50	.00	.00	46.98	610.74

FOR PAY PERIOD ENDING 09/25/2016

DEPT NUMBER	EMP#	EMPLOYEE NAME	SICK AVAIL	SICK VALUE	VACATION AVAIL	VACATION VALUE	COMP AVAIL	COMP VALUE	HOLIDAY AVAIL	HOLIDAY VALUE	TOTALS AVAIL	TOTALS VALUE
010	555	01058	JOHN E JOSLIN	.00	.00	.00	.00	.00	.00	.00	.00	.00
			DEPARTMENT TOTALS	390.12	7343.33	183.58	3405.58	65.50	1250.23	37.00	711.51	676.20 12710.65
010	560	01083	RUBEN ARELLANO	272.81	5415.28	63.20	1254.52	205.75	4084.14	457.25	9076.41	999.01 19830.35
010	560	00021	JEFFREY A ASHWORTH	36.33	761.84	62.87	1318.38	.00	.00	2.75	57.67	101.95 2137.89
010	560	00055	BRETT Y AUDILET	480.00	10065.60	118.02	2474.88	237.50	4980.38	285.75	5992.18	1121.27 23513.04
010	560	01302	CHRISTAN N BAULD	32.03	461.87	30.06	433.47	140.25	2022.41	72.00	1038.24	274.34 3955.99
010	560	01170	TAMMY R BEAM	136.74	1971.79	116.77	1683.82	150.50	2170.21	177.00	2552.34	581.01 8378.16
010	560	00264	GORDON R BEAN	480.00	9528.00	100.08	1986.59	244.50	4853.33	226.00	4486.10	1050.58 20854.02
010	560	01073	JOHN W BENNETT	291.48	5785.88	99.28	1970.71	334.00	6629.90	447.50	8882.88	1172.26 23269.37
010	560	00124	HUGH P BISHOP	228.28	4531.36	86.02	1707.50	185.50	3682.18	247.50	4912.88	747.30 14833.92
010	560	00172	BONNIE BISHOP	311.36	4047.68	120.00	1560.00	221.75	2882.75	332.75	4325.75	985.86 12816.18
010	560	00292	LINDA L BLOOMINGDALE	67.02	1330.35	72.37	1436.54	.00	.00	119.25	2367.11	258.64 5134.00
010	560	01299	SHELBY C BONIN	31.53	454.66	30.06	433.47	135.75	1957.52	74.00	1067.08	271.34 3912.73
010	560	00372	BRIAN D BORTZ	480.00	10065.60	82.53	1730.65	86.25	1808.66	26.25	550.46	675.03 14155.37
010	560	00027	PEGGY L BOURGEOIS	70.24	922.25	120.00	1575.60	39.75	521.92	2.00	26.26	231.99 3046.03
010	560	00291	ALTON W BOWDOIN	.00	.00	.00	.00	.00	.00	.00	.00	.00 .00
010	560	01300	MALINA A BRACK	49.36	711.77	26.72	385.30	62.25	897.65	38.00	547.96	176.33 2542.68
010	560	00079	LINDA L CHAPMAN	38.86	500.13	26.72	343.89	1.50	19.31	1.00	12.87	68.08 876.20
010	560	01052	JOSHUA D CUMMINS	209.65	4396.36	120.00	2516.40	191.50	4015.76	392.50	8230.73	913.65 19159.25
010	560	01238	TARA G DAGLE	.00	.00	.00	.00	.00	.00	.00	.00	.00 .00
010	560	01241	GEORGE D DANIELS JR	58.07	1152.69	93.61	1858.16	95.50	1895.68	202.50	4019.63	449.68 8926.16
010	560	01077	AMBER J DAVILA	17.56	230.56	59.35	779.27	21.75	285.58	1.00	13.13	99.66 1308.54
010	560	00211	KEN T DEFOOR	.00	.00	.00	.00	.00	.00	.00	.00	.00 .00
010	560	00012	MICHELLE O DESHOTEL	314.36	6592.13	120.00	2516.40	130.00	2726.10	144.25	3024.92	708.61 14859.55
010	560	01239	EMALEE C DIEHL	13.34	192.36	13.34	192.36	11.00	158.62	12.00	173.04	49.68 716.38
010	560	00337	ROBERT R DUNN	480.00	10065.60	50.00	1048.50	389.00	8157.33	885.25	18563.69	1804.25 37835.12
010	560	01301	SHELLY A EDWARDS	73.37	1456.39	36.74	729.29	253.50	5031.98	156.00	3096.60	519.61 10314.26
010	560	00128	MARK D ELLINGTON	480.00	11212.80	120.00	2803.20	.00	.00	.00	.00	600.00 14016.00
010	560	00235	DARRELL W ELLIOTT	479.63	10057.84	108.75	2280.49	270.50	5672.39	754.00	15811.38	1612.88 33822.10
010	560	01065	STEFAN T FASOLINO	239.65	4757.05	118.03	2342.90	433.75	8609.94	463.50	9200.48	1254.93 24910.37
010	560	01156	MISTY D FREGIA	135.07	1947.71	100.11	1443.59	106.50	1535.73	248.50	3583.37	590.18 8510.40
010	560	00011	PATRICIA D GARPNE	480.00	6302.40	68.00	892.84	170.50	2238.67	41.50	544.90	760.00 9978.81
010	560	00888	IVAN GONZALEZ	382.70	7596.60	45.34	900.00	256.50	5091.53	397.00	7880.45	1081.54 21468.58
010	560	01078	CRYSTAL A GUILLORY	88.06	1156.23	61.10	802.24	45.25	594.13	26.25	344.66	220.66 2897.26
010	560	01348	ZACK T HARKNESS	.00	.00	.00	.00	.00	.00	.00	.00	.00 .00
010	560	00193	JAMES A HOBSON	230.65	4578.40	93.36	1853.20	160.75	3190.89	187.75	3726.84	672.51 13349.33
010	560	00181	LELA A HOLLEY	303.69	4379.21	80.68	1163.41	145.25	2094.51	677.00	9762.34	1206.62 17399.47
010	560	00727	SHIRLEY M JACKSON	196.08	3213.75	94.36	1546.56	110.00	1802.90	55.00	901.45	455.44 7464.66
010	560	01079	WILLIAM M KNOX	75.81	1589.74	95.52	2003.05	203.75	4272.64	144.75	3035.41	519.83 10900.84
010	560	00261	TOMMY A KOEN	480.00	10065.60	80.00	1677.60	288.25	6044.60	449.25	9420.77	1297.50 27208.57
010	560	00070	PAUL D LASCO	480.00	10065.60	93.34	1957.34	480.00	10065.60	710.25	14893.94	1763.59 36982.48
010	560	00889	JOSHUA S LEAL	80.05	1588.99	60.09	1192.79	230.75	4580.39	166.00	3295.10	536.89 10657.27
010	560	00882	LINDA W LONGORIA	22.61	296.87	20.36	267.33	3.00	39.39	22.25	292.14	68.22 895.73
010	560	01057	RANSON L MARTEL	300.15	5957.98	120.00	2382.00	440.25	8738.96	601.75	11944.74	1462.15 29023.68
010	560	00653	JAMES R MCQUEEN	314.83	6249.38	94.28	1871.46	284.00	5637.40	490.25	9731.46	1183.36 23489.70
010	560	00850	JAMES W MCQUEEN	280.75	5572.89	91.93	1824.81	132.75	2635.09	154.50	3066.83	659.93 13099.62

FOR PAY PERIOD ENDING 09/25/2016

DEPT NUMBER	EMP#	EMPLOYEE NAME	--- SICK AVAIL	LEAVE --- VALUE	--- VACATION --- AVAIL	--- VACATION --- VALUE	--- COMP AVAIL	TIME --- VALUE	--- HOLIDAY --- AVAIL	--- HOLIDAY --- VALUE	--- TOTALS --- AVAIL	--- TOTALS --- VALUE
010 560 01242		JOHN M MENDOZA	41.38	821.39	53.42	1060.39	85.00	1687.25	116.50	2312.53	296.30	5881.56
010 560 01330		ANN M MITCHELL	46.69	926.80	23.38	464.09	41.75	828.74	48.00	952.80	159.82	3172.43
010 560 01331		SEAN C MITCHELL	46.69	926.80	23.38	464.09	57.75	1146.34	40.75	808.89	168.57	3346.12
010 560 00168		DONALD W NEYLAND	480.00	11212.80	80.00	1868.80	.00	.00	.00	.00	560.00	13081.60
010 560 01045		TIMOTHY D NIEMEYER	306.82	6434.02	120.00	2516.40	463.50	9719.60	321.00	6731.37	1211.32	25401.39
010 560 00360		VITA O'REILLY	48.08	618.79	98.12	1262.80	63.00	810.81	29.25	376.45	238.45	3068.85
010 560 00331		JAMES A OTT JR	106.64	2116.80	80.00	1588.00	19.50	387.08	42.25	838.66	248.39	4930.54
010 560 01086		LISA M PARKER	.00	.00	.00	.00	.00	.00	.00	.00	.00	.00
010 560 01337		KEENAN R PARTAIN	21.35	307.87	16.70	240.81	58.50	843.57	36.00	519.12	132.55	1911.37
010 560 00125		FLOYD W PEARSON JR	480.00	10065.60	101.25	2123.21	364.25	7638.32	646.50	13557.11	1592.00	33384.24
010 560 01112		BENITO A PEREZ JR	80.04	1588.79	40.08	795.59	.00	.00	.00	.00	120.12	2384.38
010 560 00994		DUSTIN L PIASSOLI	210.83	2740.79	59.87	778.31	175.50	2281.50	178.00	2314.00	624.20	8114.60
010 560 00359		CLINTON T PIERCE	261.11	5475.48	120.00	2516.40	480.00	10065.60	457.00	9583.29	1318.11	27640.77
010 560 00369		CRYSTAL D PIERCE	189.15	4418.54	108.19	2527.32	.00	.00	.00	.00	297.34	6945.86
010 560 01280		DAVID C POWELL	.00	.00	.00	.00	.00	.00	.00	.00	.00	.00
010 560 00347		ROBERT J RADER	.00	.00	.00	.00	.00	.00	.00	.00	.00	.00
010 560 01118		STEVEN T RASBERRY	198.12	3932.68	116.87	2319.87	208.75	4143.69	247.25	4907.91	770.99	15304.15
010 560 01266		SHELLA M RAY	30.55	606.42	53.92	1070.31	118.75	2357.19	145.00	2878.25	348.22	6912.17
010 560 00296		SHANDALYNN N RHAME	170.98	3393.95	94.11	1868.08	265.25	5265.21	224.50	4456.33	754.84	14983.57
010 560 00072		KIMBERLY M RODDEN	252.55	5013.12	99.37	1972.49	124.25	2466.36	165.50	3285.18	641.67	12737.15
010 560 00173		BRUCE W SIMS	480.00	9528.00	120.00	2382.00	272.25	5404.16	179.25	3558.11	1051.50	20872.27
010 560 00624		ALLISON L SOBOL	105.83	1389.55	90.20	1184.33	1.00	13.13	2.00	26.26	199.03	2613.27
010 560 01332		BRYAN R SOROLA	46.69	926.80	23.38	464.09	64.75	1285.29	48.00	952.80	182.82	3628.98
010 560 00677		JAMES E SPRAYBERRY	76.05	1594.77	75.95	1592.67	67.00	1404.99	67.75	1420.72	286.75	6013.15
010 560 00726		MICHAEL R STRAIT	379.66	7536.25	80.66	1601.10	33.88	672.52	192.50	3821.13	686.70	13631.00
010 560 01142		KENNETH C TAYLOR	98.94	1963.96	105.31	2090.40	174.25	3458.86	207.25	4113.91	585.75	11627.13
010 560 01277		LAURA A TAYLOR	13.34	133.40	13.34	133.40	.00	.00	.00	.00	26.68	266.80
010 560 00361		KEVIN L THEISS	480.00	9528.00	120.00	2382.00	327.50	6500.88	364.00	7225.40	1291.50	25636.28
010 560 00362		CHRISTOPHER L UNGLES	259.11	5441.92	120.00	2516.40	429.50	9006.62	658.00	13798.26	1467.01	30763.20
010 560 00636		STEPHANIE N WALDEN	32.25	640.16	75.21	1492.92	191.00	3791.35	175.75	3488.64	474.21	9413.07
010 560 00213		SHERRY E WALTON	390.23	6099.29	120.00	1875.60	180.25	2817.31	638.50	9979.76	1328.98	20771.96
010 560 01062		SYLVESTER C WEBB JR	.00	.00	.00	.00	.00	.00	.00	.00	.00	.00
010 560 01082		TAYLOR W WELLS	267.56	5311.07	120.00	2382.00	416.50	8267.53	462.00	9170.70	1266.06	25131.30
010 560 01048		CHARLES D WERNER	140.07	2780.39	100.11	1987.18	116.75	2317.49	169.00	3354.65	525.93	10439.71
010 560 00102		ROYCE L WHEELER	.00	.00	.00	.00	.00	.00	.00	.00	.00	.00
010 560 01267		RICHARD E WHITTEN	76.05	1509.59	63.42	1258.89	249.00	4942.65	182.00	3612.70	570.47	11323.83
010 560 01253		HOLLY K WILSON	68.73	884.56	86.77	1116.73	33.25	427.93	17.50	225.23	206.25	2654.45
010 560 01270		MELLODYE A WINKLER	.00	.00	.00	.00	.00	.00	.00	.00	.00	.00
010 560 01347		WHITNEY A WOOD	26.68	384.73	13.36	192.65	21.25	306.43	24.00	346.08	85.29	1229.89
010 560 00893		RABONNA L YOUNG	68.76	991.52	96.01	1384.46	166.50	2400.93	386.00	5566.12	717.27	10343.03
010 560 01098		PAUL A YOUNG JR	259.30	5147.11	120.00	2382.00	460.00	9131.00	361.00	7165.85	1200.30	23825.96
010 560 01160		TIFFANY J YUEN	130.34	1879.50	90.13	1299.67	102.75	1481.66	355.00	5119.10	678.22	9779.93
DEPARTMENT TOTALS			15593.09	301500.40	6115.50	114295.96	12732.38	244898.16	17079.00	326921.50	51519.97	987616.02
010 570 00023		MARTHA E CALDWELL	141.12	1899.48	31.49	423.86	.00	.00	.00	.00	172.61	2323.34
010 570 00196		DANELLA S MCCARTY	383.04	6783.64	55.40	981.13	6.00	106.26	.00	.00	444.44	7871.03
010 570 00884		LUCILA M TREVIZO	191.19	2535.18	20.91	277.27	.00	.00	.00	.00	212.10	2812.45

FOR PAY PERIOD ENDING 09/25/2016

DEPT NUMBER	EMP#	EMPLOYEE NAME	--- SICK AVAIL	--- LEAVE VALUE	--- VACATION AVAIL	--- VACATION VALUE	--- COMP AVAIL	--- TIME VALUE	--- HOLIDAY AVAIL	--- HOLIDAY VALUE	--- TOTALS AVAIL	--- TOTALS VALUE
DEPARTMENT TOTALS			715.35	11218.30	107.80	1682.26	6.00	106.26	.00	.00	829.15	13006.82
010 581	00147	CRISTA M BEASLEY	480.00	6979.20	100.80	1465.63	.00	.00	.00	.00	580.80	8444.83
010 581	00122	THOMAS E BRANCH	480.00	11212.80	86.71	2025.55	12.00	280.32	.00	.00	578.71	13518.67
010 581	00140	JAMES L CARSON	480.00	9734.40	100.00	2028.00	12.00	243.36	.00	.00	592.00	12005.76
DEPARTMENT TOTALS			1440.00	27926.40	287.51	5519.18	24.00	523.68	.00	.00	1751.51	33969.26
010 582	00906	BRENDA M FAIRCHILD	40.35	848.96	69.55	1463.33	11.50	241.96	.00	.00	121.40	2554.25
010 582	01093	BESSIE N SEWELL	39.30	592.64	69.84	1053.19	47.00	708.76	.00	.00	156.14	2354.59
DEPARTMENT TOTALS			79.65	1441.60	139.39	2516.52	58.50	950.72	.00	.00	277.54	4908.84
010 622	00343	LOUIS W BERGMAN III	64.01	1747.47	46.17	1260.44	.00	.00	.00	.00	110.18	3007.91
010 622	01335	DENNIS A GILBERT	32.02	492.47	20.04	308.22	.00	.00	.00	.00	52.06	800.69
010 622	01155	RAQUEL LULE	57.04	767.76	40.08	539.48	15.50	208.63	.00	.00	112.62	1515.87
010 622	00238	CURTIS C PORTER	477.66	7475.38	120.00	1878.00	.00	.00	.00	.00	597.66	9353.38
010 622	00694	JENNIFER L PURNELL	129.63	2028.71	109.96	1720.87	43.00	672.95	2.00	31.30	284.59	4453.83
DEPARTMENT TOTALS			760.36	12511.79	336.25	5707.01	58.50	881.58	2.00	31.30	1157.11	19131.68
010 646	00325	DONNA C BURT	440.51	10092.08	92.00	2107.72	.00	.00	.00	.00	532.51	12199.80
010 646	01246	MICHELLE R CONNER	46.71	673.56	50.08	722.15	.00	.00	.00	.00	96.79	1395.71
010 646	00659	PENNY P MCMILLEN	108.09	1687.28	40.13	626.43	.00	.00	.00	.00	148.22	2313.71
DEPARTMENT TOTALS			595.31	12452.92	182.21	3456.30	.00	.00	.00	.00	777.52	15909.22
010 660	00675	DEBORAH K MCGINNIS-PAI	480.00	9691.20	120.00	2422.80	109.00	2200.71	.00	.00	709.00	14314.71
DEPARTMENT TOTALS			480.00	9691.20	120.00	2422.80	109.00	2200.71	.00	.00	709.00	14314.71
010 665	01311	AMANDA D BROOKS	.00	.00	.00	.00	.00	.00	.00	.00	.00	.00
010 665	00004	ALEXIS N CORDOVA	119.97	938.17	90.00	703.80	.00	.00	.00	.00	209.97	1641.97
010 665	01283	WILLIAM R FLORA	13.34	104.32	13.34	104.32	.00	.00	.00	.00	26.68	208.64
010 665	00268	SANDRA R GAMMON	455.61	6041.39	106.00	1405.56	43.00	570.18	.00	.00	604.61	8017.13
010 665	00146	ANDLE A MAYON	.00	.00	.00	.00	.00	.00	.00	.00	.00	.00
010 665	00275	JO L REYNOLDS	480.00	6364.80	88.68	1175.90	178.00	2360.28	.00	.00	746.68	9900.98
DEPARTMENT TOTALS			1068.92	13448.68	298.02	3389.58	221.00	2930.46	.00	.00	1587.94	19768.72
FUND TOTALS			40843.20	803268.95	14604.67	275928.27	15342.71	292836.11	17229.00	329800.68	88019.58	1701834.01

FOR PAY PERIOD ENDING 09/25/2016

DEPT NUMBER	EMP#	EMPLOYEE NAME	--- SICK AVAIL	--- LEAVE VALUE	--- VACATION AVAIL	--- VACATION VALUE	--- COMP AVAIL	--- COMP VALUE	--- HOLIDAY AVAIL	--- HOLIDAY VALUE	--- TOTALS AVAIL	--- TOTALS VALUE
DEPARTMENT TOTALS			.00	.00	.00	.00	.00	.00	.00	.00	.00	.00
015 612	00920	DAVID D CRAWFORD	120.18	2214.92	120.00	2211.60	91.75	1690.95	40.00	737.20	371.93	6854.67
015 612	01176	KEVIN B GEHEB	31.08	572.80	52.12	960.57	3.00	55.29	40.00	737.20	126.20	2325.86
015 612	00346	RANDY L HUMBER	480.00	11846.40	117.36	2896.44	230.50	5688.74	40.00	987.20	867.86	21418.78
015 612	00137	CYNTHIA M IVY	480.00	8361.60	120.00	2090.40	9.00	156.78	40.00	696.80	649.00	11305.58
015 612	00040	TRAVIS JACKSON JR	480.00	7483.20	72.54	1130.90	31.00	483.29	40.00	623.60	623.54	9720.99
015 612	01231	DANNY L LAMBERT	.00	.00	.00	.00	.00	.00	.00	.00	.00	.00
015 612	00602	JOHNNY H MCMURTRY	162.10	2527.14	43.59	679.57	5.75	89.64	40.00	623.60	251.44	3919.95
015 612	01334	ANTONIO D RAMIREZ	21.02	358.60	20.04	341.88	27.00	460.62	10.00	170.60	78.06	1331.70
015 612	00257	WILLIAM J RAYON	59.04	1003.68	40.08	681.36	29.00	493.00	50.00	850.00	178.12	3028.04
015 612	01259	JOHN E SCOTT	46.06	822.17	60.10	1072.79	18.50	330.23	40.00	714.00	164.66	2939.19
015 612	00309	JAMES J SEMIEN	480.00	8160.00	110.00	1870.00	4.00	68.00	50.00	850.00	644.00	10948.00
015 612	00613	JOHN C TROUSDALE	26.68	453.56	13.36	227.12	9.75	165.75	.00	.00	49.79	846.43
015 612	01288	JOHN W WILSON	80.04	1700.05	40.08	851.30	32.00	679.68	40.00	849.60	192.12	4080.63
DEPARTMENT TOTALS			2466.20	45504.12	809.27	15013.93	491.25	10361.97	430.00	7839.80	4196.72	78719.82
015 613	00169	MICHAEL W BORSKI	480.00	7939.20	120.00	1984.80	162.00	2679.48	30.00	496.20	792.00	13099.68
015 613	00175	BRADLEY W BORSKI	306.21	4237.95	89.77	1242.42	120.25	1664.26	30.00	415.20	546.23	7559.83
015 613	00719	GEORGE BURRELL JR	78.86	1055.94	110.67	1481.87	125.75	1683.79	8.00	107.12	323.28	4328.72
015 613	00863	CARL H CADE	63.19	1045.16	113.91	1884.07	5.75	95.11	30.00	496.20	212.85	3520.54
015 613	01315	RICKY D CAROUTHERS JR	16.36	261.76	26.72	427.52	43.75	700.00	20.00	320.00	106.83	1709.28
015 613	00267	JOHNNY D CHAPMAN	67.73	1155.47	46.77	797.90	103.50	1765.71	30.00	511.80	248.00	4230.88
015 613	01085	JAY C COOK	58.81	957.43	70.35	1145.30	64.75	1054.13	30.00	488.40	223.91	3645.26
015 613	01251	CARL S DEVILLE	66.73	1086.36	66.77	1087.02	66.00	1074.48	30.00	488.40	229.50	3736.26
015 613	01243	TIFFANY M GRAHAM	40.07	652.34	32.11	522.75	.00	.00	30.00	488.40	102.18	1663.49
015 613	01164	THOMAS G HAZLETT	10.17	138.82	83.46	1139.23	57.25	781.46	30.00	409.50	180.88	2469.01
015 613	01287	MICHELLE R LOMAS	33.04	442.41	40.08	536.67	13.00	174.07	.00	.00	86.12	1153.15
015 613	00911	JAMES W MCINTOSH	20.02	336.34	71.56	1202.21	53.25	894.60	30.00	504.00	174.83	2937.15
015 613	00209	DARON L METTLEN	392.32	9682.46	120.00	2961.60	180.00	4442.40	30.00	740.40	722.32	17826.86
015 613	01139	CRYSTAL G PORTER	35.11	516.12	55.15	810.71	35.25	518.18	38.00	558.60	163.51	2403.61
015 613	00307	JERRY L RIVES	480.00	11088.00	120.00	2772.00	194.75	4498.73	30.00	693.00	824.75	19051.73
015 613	01313	LARRY W RIVES	10.03	170.51	30.06	511.02	55.75	947.75	30.00	510.00	125.84	2139.28
015 613	00915	ELOY J RODRIGUEZ	191.83	3172.87	120.00	1984.80	327.00	5408.58	30.00	496.20	668.83	11062.45
015 613	00707	MICHAEL R SELLERS	480.00	8352.00	45.96	799.70	147.00	2557.80	40.00	696.00	712.96	12405.50
015 613	00886	TOMMY J SMALL	42.20	697.99	89.24	1476.03	209.50	3465.13	30.00	496.20	370.94	6135.35
015 613	00042	LORETTA J STARK	479.99	6427.07	84.01	1124.89	171.50	2296.39	8.00	107.12	743.50	9955.47
015 613	00067	CLAYTON W STARK	241.26	3990.44	27.68	457.83	51.00	843.54	.00	.00	319.94	5291.81
015 613	00358	DAVID J STARK	.00	.00	.00	.00	.00	.00	.00	.00	.00	.00
015 613	01081	JERRY W TANNER	39.79	689.56	20.17	349.55	13.00	225.29	30.00	519.90	102.96	1784.30
015 613	00025	ROBERT L WEIDNER SR	194.08	3576.89	108.00	1990.44	105.25	1939.76	30.00	552.90	437.33	8059.99
015 613	00047	BRADFORD P WILLIAMSON	84.46	1463.69	59.50	1031.14	44.75	775.52	30.00	519.90	218.71	3790.25
DEPARTMENT TOTALS			3912.26	69136.78	1751.94	29721.47	2350.00	40486.16	624.00	10615.44	8638.20	149959.85
015 614	00251	RICKY D BURT	32.08	437.89	25.12	342.89	.00	.00	20.00	273.00	77.20	1053.78

FOR PAY PERIOD ENDING 09/25/2016

DEPT NUMBER	EMP#	EMPLOYEE NAME	--- SICK LEAVE ---		---- VACATION ----		---- COMP TIME ----		---- HOLIDAY ----		----- TOTALS -----	
			AVAIL	VALUE	AVAIL	VALUE	AVAIL	VALUE	AVAIL	VALUE	AVAIL	VALUE
015 614	00657	BUDDY R CULLEY II	37.81	595.51	30.18	475.34	.00	.00	20.00	315.00	87.99	1385.85
015 614	00628	JACQUELINE L GEISLEMAN	208.75	3886.93	66.93	1246.24	.00	.00	20.00	372.40	295.68	5505.57
015 614	00367	LYNDON B JOHNSON	86.37	1428.56	99.00	1637.46	.00	.00	20.00	330.80	205.37	3396.82
015 614	01099	ALLEN W MAY	45.30	726.16	76.84	1231.75	.00	.00	20.00	320.60	142.14	2278.51
015 614	00149	JASON R SHAW	277.47	5549.40	46.76	935.20	.00	.00	20.00	400.00	344.23	6884.60
015 614	00718	JUSTIN W SHAW	.91	13.70	53.41	804.35	.00	.00	20.00	301.20	74.32	1119.25
015 614	01328	NATHAN A SHAW	28.69	331.37	23.38	270.04	.00	.00	20.00	231.00	72.07	832.41
DEPARTMENT TOTALS			717.38	12969.52	421.62	6943.27	.00	.00	160.00	2544.00	1299.00	22456.79
015 615	00073	GEORGE L ADDINGTON	36.59	635.93	73.35	1274.82	87.25	1516.41	.00	.00	197.19	3427.16
015 615	00916	JOHN A BOSTON SR	6.80	106.01	10.30	160.58	.00	.00	.00	.00	17.10	266.59
015 615	00034	DANNY C EARP	480.00	8491.20	120.00	2122.80	139.75	2472.18	.00	.00	739.75	13086.18
015 615	00178	ROBERT D HOLLON II	104.57	1869.71	70.37	1258.22	8.50	151.98	.00	.00	183.44	3279.91
015 615	01290	JOSHUA D LANGDON	13.54	176.02	40.08	521.04	.00	.00	.00	.00	53.62	697.06
015 615	01236	DARYL MCWHORTER	115.07	2788.15	100.11	2425.67	125.50	3040.87	10.00	242.30	350.68	8496.99
015 615	01333	JOSHUA K MITCHELL	13.52	202.80	20.04	300.60	71.50	1072.50	.00	.00	105.06	1575.90
015 615	01244	MISTY L MONTGOMERY	9.15	150.52	36.77	604.87	1.25	20.56	.00	.00	47.17	775.95
015 615	01310	WILLIAM W RAYON	40.03	620.47	30.06	465.93	121.25	1879.38	.00	.00	191.34	2965.78
015 615	01224	KAREN REITER	52.07	920.08	100.11	1768.94	7.25	128.11	.00	.00	159.43	2817.13
015 615	01354	GENE A RHAME	13.34	226.78	6.68	113.56	1.50	25.50	.00	.00	21.52	365.84
015 615	00301	RICKY J SACKETT	480.00	8784.00	107.34	1964.32	127.75	2337.83	20.00	366.00	735.09	13452.15
015 615	00619	DONALD R SHAVER	13.73	223.52	56.77	924.22	7.25	118.03	.00	.00	77.75	1265.77
015 615	01345	TERRY C SLAUGHTER	26.68	440.22	13.36	220.44	44.00	726.00	.00	.00	84.04	1386.66
015 615	00002	THOMAS S SMITH	27.58	479.34	29.60	514.45	1.50	26.07	.00	.00	58.68	1019.86
015 615	01272	BRANDON W SONES	6.80	107.10	14.34	225.86	5.00	78.75	.00	.00	26.14	411.71
015 615	01260	ELIJAH L THRASHER JR	26.81	460.33	40.10	688.52	71.25	1223.36	30.00	515.10	168.16	2887.31
DEPARTMENT TOTALS			1466.28	26682.18	869.38	15554.84	820.50	14817.53	60.00	1123.40	3216.16	58177.95
FUND TOTALS			8562.12	154292.60	3852.21	67233.51	3661.75	65665.66	1274.00	22122.64	17350.08	309314.41

FOR PAY PERIOD ENDING 09/25/2016

DEPT NUMBER	EMP#	EMPLOYEE NAME	--- SICK LEAVE ---		---- VACATION ----		---- COMP TIME ----		---- HOLIDAY ----		----- TOTALS -----	
			AVAIL	VALUE	AVAIL	VALUE	AVAIL	VALUE	AVAIL	VALUE	AVAIL	VALUE
DEPARTMENT TOTALS			.00	.00	.00	.00	.00	.00	.00	.00	.00	.00
091	611	00771	JACK R CARRAWAY	.00	.00	.00	.00	.00	.00	.00	.00	.00
091	611	01084	TERRY L DAVIS	280.14	4272.14	80.18	1222.75	15.00	228.75	.00	.00	375.32 5723.64
091	611	00605	ROBERT E NOACK	192.85	2940.96	30.17	460.09	3.00	45.75	.00	.00	226.02 3446.80
091	611	00253	EDWIN L PSENCIK	480.00	8726.40	120.00	2181.60	150.00	2727.00	.00	.00	750.00 13635.00
091	611	01339	ALICE R ROLKE	.00	.00	.00	.00	.00	.00	.00	.00	.00
091	611	01340	WALTER W WADE	.00	.00	.00	.00	.00	.00	.00	.00	.00
DEPARTMENT TOTALS			952.99	15939.50	230.35	3864.44	168.00	3001.50	.00	.00	1351.34	22805.44
FUND TOTALS			952.99	15939.50	230.35	3864.44	168.00	3001.50	.00	.00	1351.34	22805.44

FOR PAY PERIOD ENDING 09/25/2016

DEPT NUMBER	EMP#	EMPLOYEE NAME	--- SICK AVAIL	LEAVE --- VALUE	--- VACATION AVAIL	--- VALUE	--- COMP AVAIL	TIME --- VALUE	--- HOLIDAY AVAIL	--- VALUE	--- TOTALS AVAIL	--- VALUE
DEPARTMENT TOTALS			.00	.00	.00	.00	.00	.00	.00	.00	.00	.00
092 570 00188		KATHLEEN S BARRETT	.00	.00	.00	.00	.00	.00	.00	.00	.00	.00
092 570 00304		JENNIFER C BRAUNER	.00	.00	.00	.00	.00	.00	.00	.00	.00	.00
092 570 00917		SHANITRIA D ELMORE	.00	.00	.00	.00	.00	.00	.00	.00	.00	.00
092 570 00909		LYNDA D FLEMING	.00	.00	.00	.00	.00	.00	.00	.00	.00	.00
092 570 00870		MILES D HARTLEIN	.00	.00	.00	.00	.00	.00	.00	.00	.00	.00
092 570 00165		CASUNDR K HEBERT	.00	.00	.00	.00	.00	.00	.00	.00	.00	.00
092 570 01104		MARISA S HENRY	.00	.00	.00	.00	.00	.00	.00	.00	.00	.00
092 570 01250		KAREN R HUMBER	.00	.00	.00	.00	.00	.00	.00	.00	.00	.00
092 570 01169		CHRISTI M JOHNSON	.00	.00	.00	.00	.00	.00	.00	.00	.00	.00
092 570 00179		REAGAN E KEY	.00	.00	.00	.00	.00	.00	.00	.00	.00	.00
092 570 00722		LACY R KRUEGER	.00	.00	.00	.00	.00	.00	.00	.00	.00	.00
092 570 00033		DIANE P MANEK	.00	.00	.00	.00	.00	.00	.00	.00	.00	.00
092 570 00221		JOHN M MCADAMS	.00	.00	.00	.00	.00	.00	.00	.00	.00	.00
092 570 00908		ANGELA M MENDOZA	.00	.00	.00	.00	.00	.00	.00	.00	.00	.00
092 570 01168		ASHLEY D MILLER	.00	.00	.00	.00	.00	.00	.00	.00	.00	.00
092 570 00353		CELESTE L MORENO	.00	.00	.00	.00	.00	.00	.00	.00	.00	.00
092 570 00064		KAREN L O'BRIEN	.00	.00	.00	.00	.00	.00	.00	.00	.00	.00
092 570 00921		LACI J OVERSTREET	.00	.00	.00	.00	.00	.00	.00	.00	.00	.00
092 570 01350		CHRISTOPHER D PARKER	.00	.00	.00	.00	.00	.00	.00	.00	.00	.00
092 570 00163		JON K PATTON	.00	.00	.00	.00	.00	.00	.00	.00	.00	.00
092 570 00038		DELMA J POWELL	.00	.00	.00	.00	.00	.00	.00	.00	.00	.00
092 570 00999		JEANETTE B RHAME	.00	.00	.00	.00	.00	.00	.00	.00	.00	.00
092 570 00164		STEVEN E SWAN	.00	.00	.00	.00	.00	.00	.00	.00	.00	.00
092 570 00208		LISA L WARREN	.00	.00	.00	.00	.00	.00	.00	.00	.00	.00
092 570 00898		KODY B WHITE	.00	.00	.00	.00	.00	.00	.00	.00	.00	.00
092 570 01114		JODI L YOUNG	.00	.00	.00	.00	.00	.00	.00	.00	.00	.00
DEPARTMENT TOTALS			.00	.00	.00	.00	.00	.00	.00	.00	.00	.00
092 572 00993		VIVIANN W BOYER	.00	.00	.00	.00	.00	.00	.00	.00	.00	.00
092 572 00136		JASON W JONES	.00	.00	.00	.00	.00	.00	.00	.00	.00	.00
DEPARTMENT TOTALS			.00	.00	.00	.00	.00	.00	.00	.00	.00	.00
092 574 01136		CODY D ARNOLD	.00	.00	.00	.00	.00	.00	.00	.00	.00	.00
092 574 00204		ERICKA R CARLOCK	.00	.00	.00	.00	.00	.00	.00	.00	.00	.00
092 574 01154		EDDIE R GALLAWAY	.00	.00	.00	.00	.00	.00	.00	.00	.00	.00
092 574 00005		MARK W HANLEY	.00	.00	.00	.00	.00	.00	.00	.00	.00	.00
092 574 00869		JEFFERY S LEE	.00	.00	.00	.00	.00	.00	.00	.00	.00	.00
092 574 01173		JESSE RAMOS JR	.00	.00	.00	.00	.00	.00	.00	.00	.00	.00
092 574 01318		ROGER G WIEBELHAUS	.00	.00	.00	.00	.00	.00	.00	.00	.00	.00
DEPARTMENT TOTALS			.00	.00	.00	.00	.00	.00	.00	.00	.00	.00
092 575 00109		TANYA M CHILDRESS	.00	.00	.00	.00	.00	.00	.00	.00	.00	.00

FOR PAY PERIOD ENDING 09/25/2016

DEPT NUMBER	EMP#	EMPLOYEE NAME	--- SICK LEAVE ---		---- VACATION ----		----- COMP TIME -----		----- HOLIDAY -----		----- TOTALS -----	
			AVAIL	VALUE	AVAIL	VALUE	AVAIL	VALUE	AVAIL	VALUE	AVAIL	VALUE
		DEPARTMENT TOTALS	.00	.00	.00	.00	.00	.00	.00	.00	.00	.00
		FUND TOTALS	.00	.00	.00	.00	.00	.00	.00	.00	.00	.00

FOR PAY PERIOD ENDING 09/25/2016

DEPT NUMBER	EMP#	EMPLOYEE NAME	--- SICK LEAVE ---		---- VACATION ----		----- COMP TIME -----		----- HOLIDAY -----		----- TOTALS -----	
			AVAIL	VALUE	AVAIL	VALUE	AVAIL	VALUE	AVAIL	VALUE	AVAIL	VALUE
DEPARTMENT TOTALS			.00	.00	.00	.00	.00	.00	.00	.00	.00	.00
093 570	00082	MOLLY K MCADAMS	467.33	10720.55	99.50	2282.53	17.00	389.98	.00	.00	583.83	13393.06
093 570	00371	TREY A MCCONNELL II	480.00	11256.00	90.00	2110.50	22.00	515.90	.00	.00	592.00	13882.40
093 570	00625	LAURIE N MCMILLAN	41.45	876.67	81.99	1734.09	.00	.00	.00	.00	123.44	2610.76
093 570	01115	DIANA K RODRIGUEZ	.00	.00	.00	.00	.00	.00	.00	.00	.00	.00
093 570	00184	ANTHONY R SCOTT	480.00	20644.80	67.00	2881.67	.00	.00	.00	.00	547.00	23526.47
093 570	00111	KELLY S SEMIEN	335.04	7246.92	98.40	2128.39	4.00	86.52	.00	.00	437.44	9461.83
DEPARTMENT TOTALS			1803.82	50744.94	436.89	11137.18	43.00	992.40	.00	.00	2283.71	62874.52
FUND TOTALS			1803.82	50744.94	436.89	11137.18	43.00	992.40	.00	.00	2283.71	62874.52

FOR PAY PERIOD ENDING 09/25/2016

DEPT NUMBER	EMP#	EMPLOYEE NAME	--- SICK LEAVE ---		---- VACATION ----		---- COMP TIME ---		---- HOLIDAY ----		----- TOTALS -----	
			AVAIL	VALUE	AVAIL	VALUE	AVAIL	VALUE	AVAIL	VALUE	AVAIL	VALUE
GRAND TOTALS			52162.13	24245.99	19124.12	358163.40	19215.46	362495.67	18503.00	351923.32	9004.71	2096828.38